农产品套利跟踪 20200330

联系人：张秀峰
投资咨询编号：Z0011152
电话：0571-28132638

策略类型		策略组合	2020/3/27	2020/3/30	正常区间	操作建议
跨品种	豆油/豆粕	Y2101/M2101	1.93	1.93	[1.8,2.7]	观望
		Y2005/M2005	1.84	1.84	[1.8,2.7]	观望
		Y2009/M2009	1.88	1.88	[1.8,2.6]	观望
		Y 现货/M 现货	1.69	1.67	[1.6,2.5]	-
	菜油/菜粕	OI2101/RM2101	2.86	2.89	[2.5,3.5]	观望
		OI2005/RM2005	2.74	2.76	[2.5,3.2]	观望
		OI2009/RM2009	2.70	2.72	[2.3,3.2]	观望
		OI 现货/RM 现货	2.96	2.96	[2.3,4.3]	-
	菜油-豆油	OI2101-Y2101	1046	1125	[0,1000]	观望
		OI2005-Y2005	1427	1486	[0,1200]	-
		OI2009-Y2009	1192	1257	[0,1200]	观望
		OI 现货-Y 现货	2007	1957	[0,1500]	-
	豆油-棕榈油	Y2101-P2101	764	738	[500,1500]	观望
		Y2005-P2005	576	486	[500,1500]	观望
		Y2009-P2009	730	686	[500,1500]	观望
		Y 现货-P 现货	460	420	[200,1500]	-
	菜油-棕榈油	OI2101-P2101	1810	1863	[800,2000]	观望
		OI2005-P2005	2003	1972	[700,2000]	观望
		OI2O09-P2009	1922	1943	[700,2000]	观望
		OI 现货-P 现货	2467	2377	[500,3000]	-
	豆粕-菜粕	M2101-RM2101	586	579	[500,1000]	观望
		M2005-RM005	443	458	[400,1000]	观望
		M2009-RM2009	450	441	[400,1000]	观望
		M 现货-RM 现货	645	705	[400,1500]	-

策略类型		策略组合	2020/3/27	2020/3/30	正常区间	操作建议
跨期	豆粕	M2101-M2005	-28	-47	[0,400]	观望
		M2005-M2009	19	27	[-100,200]	观望
		M2009-M2101	9	20	[-100,300]	观望
		主力合约基差	192	230	[-200,600]	-
	菜粕	RM2101-RM2005	-171	-168	[-100,100]	观望
		RM2005-RM2009	26	10	[-50,150]	观望
		RM2009-RM2101	145	158	[0,350]	观望
		主力合约基差	97	66	[0,600]	-
	豆油	Y2101-Y2005	202	184	[-150,150]	观望
		Y2005-Y2009	-88	-82	[-250,50]	观望
		Y2009-Y2101	-114	-102	[-200,0]	观望
		主力合约基差	-50	-48	[-400,150]	-
	棕榈油	P2101-P2005	14	-68	[-300,100]	观望
		P2005-P2009	66	118	[-300,200]	观望
		P2009-P2101	-80	-50	[-200,200]	观望
		主力合约基差	70	68	[-500,500]	-
	菜油	OI2101-OI2005	-179	-177	[-200,100]	观望
		O2005-OI2009	147	147	[-300,200]	观望
		OI2009-OI2101	32	30	[-200,500]	观望
		主力合约基差	615	502	[-100,1000]	-
	玉米	C2101-C2005	95	96	[-100,100]	观望
		C2005-C2009	-60	-58	[-100,150]	观望
		C2009-C2101	-35	-38	[-100,250]	观望
		主力合约基差	-89	-91	[-100,400]	-
	白糖	SR2101-SR2005	-108	-110	[-150,200]	观望
		SR2005-SR2009	46	22	[-150,200]	观望
		SR2009-SR2101	62	88	[-300,250]	观望
		主力合约基差	187	128	[-300,500]	-
	棉花	CF2101-CF2005	1105	1075	[-1000,1000]	观望
		CF2005-CF2009	-460	-430	[1000,2000]	观望
		CF2009-CF2101	-645	-645	[-1000,1000]	观望
		主力合约基差	219	559	[0,2000]	-

跨期套利跟踪：M

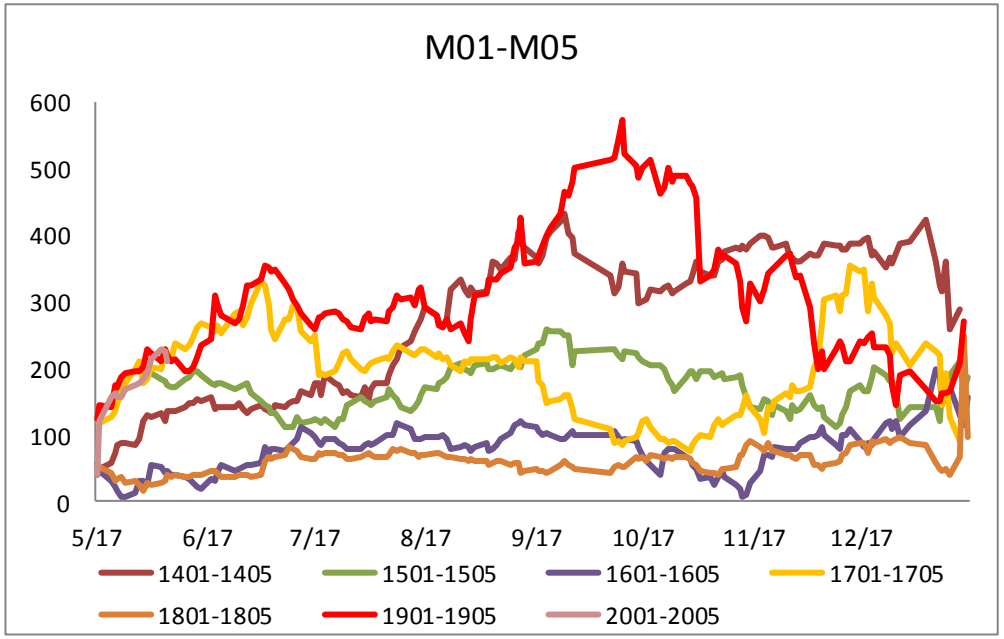
M01-M05
600
500
400
300
200
100
0
5/17
6/17
7/17
8/17
9/17
10/17
11/17
12/17
1401-1405
1501-1505
1601-1605
1701-1705
1801-1805
1901-1905
2001-2005

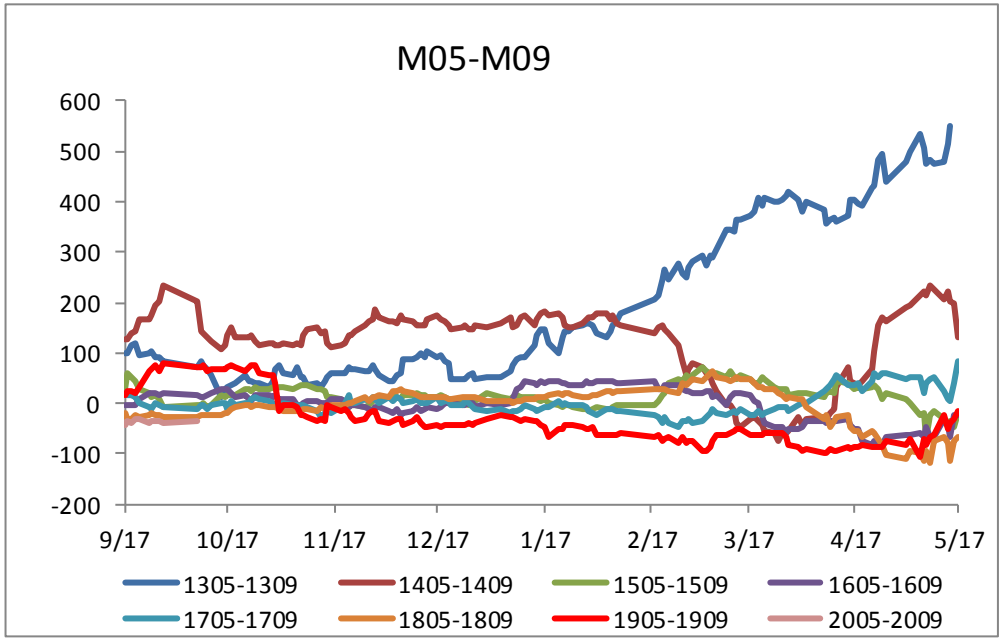
M05-M09
600
500
400
300
200
100
0
-100
-200
9/17
10/17
11/17
12/17
1/17
2/17
3/17
4/17
5/17
1305-1309
1405-1409
1505-1509
1605-1609
1705-1709
1805-1809
1905-1909
2005-2009

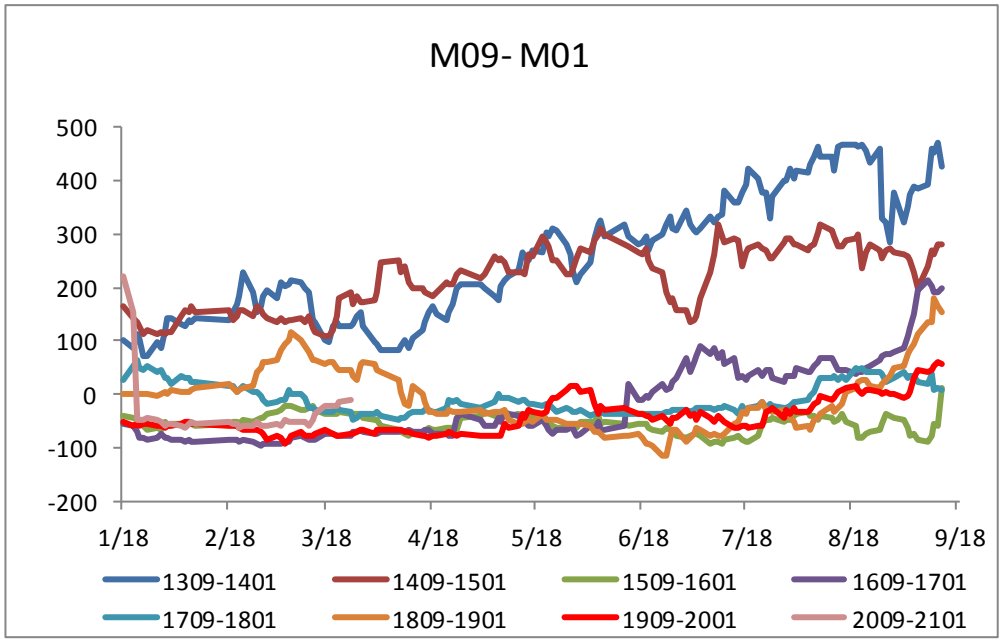
M09- M01
500
400
300
200
100
0
-100
-200
1/18
2/18
3/18
4/18
5/18
6/18
7/18
8/18
9/18
1309-1401
1409-1501
1509-1601
1609-1701
1709-1801
1809-1901
1909-2001
2009-2101

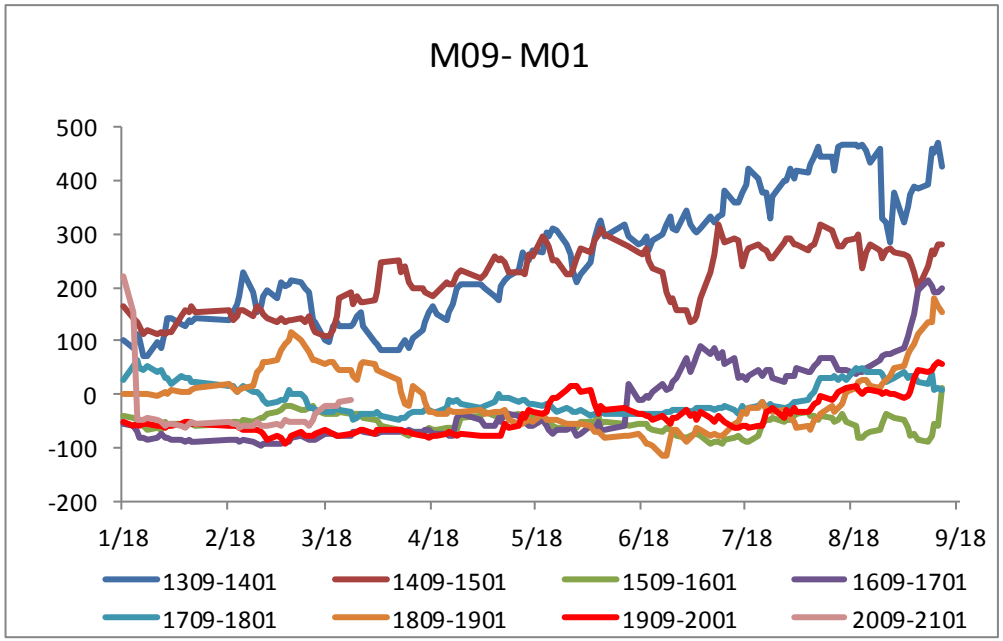
M09- M01
500
400
300
200
100
0
-100
-200
1/18
2/18
3/18
4/18
5/18
6/18
7/18
8/18
9/18
1309-1401
1409-1501
1509-1601
1609-1701
1709-1801
1809-1901
1909-2001
2009-2101

跨期套利跟踪：RM

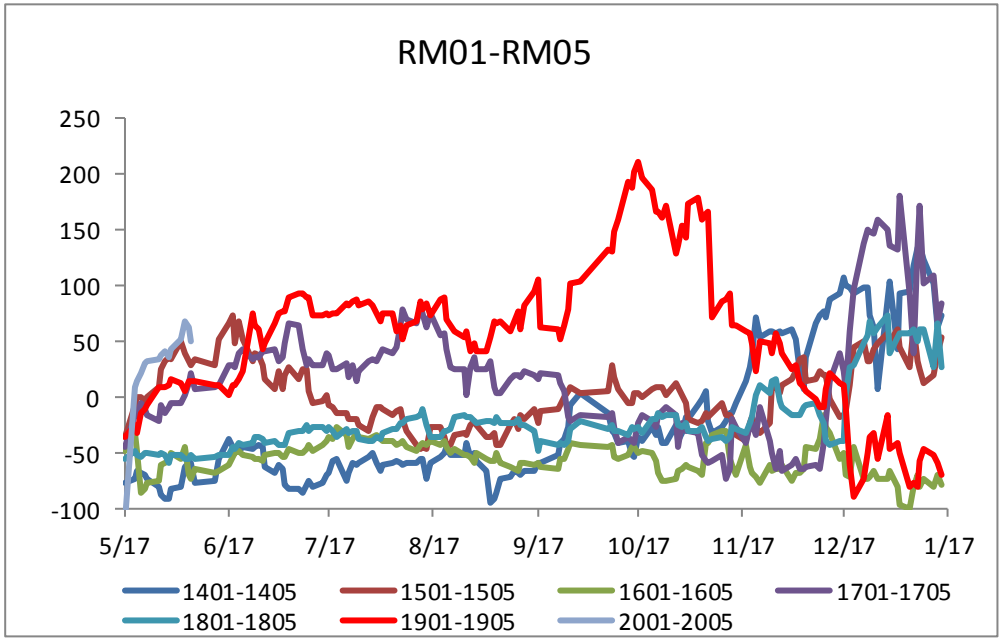
RM01-RM05
250
200
150
100
50
0
-50
-100
5/17
6/17
7/17
8/17
9/17
10/17
11/17
12/17
1/17
1401-1405
1501-1505
1601-1605
1701-1705
1801-1805
1901-1905
2001-2005

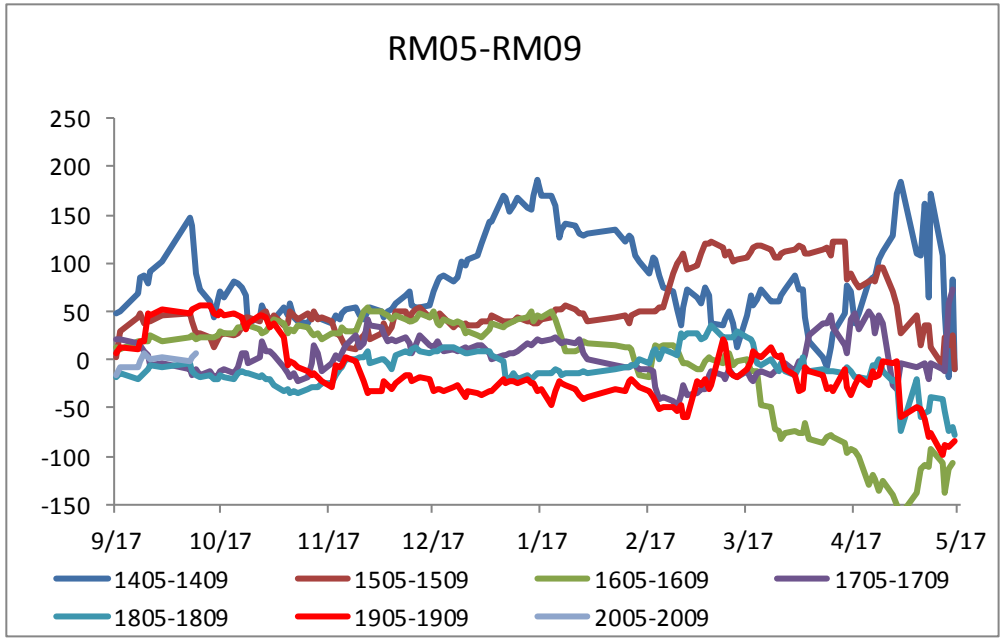
RM05-RM09
250
200
150
100
50
0
-50
-100
-150
9/17
10/17
11/17
12/17
1/17
2/17
3/17
4/17
5/17
1405-1409
1505-1509
1605-1609
1705-1709
1805-1809
1905-1909
2005-2009

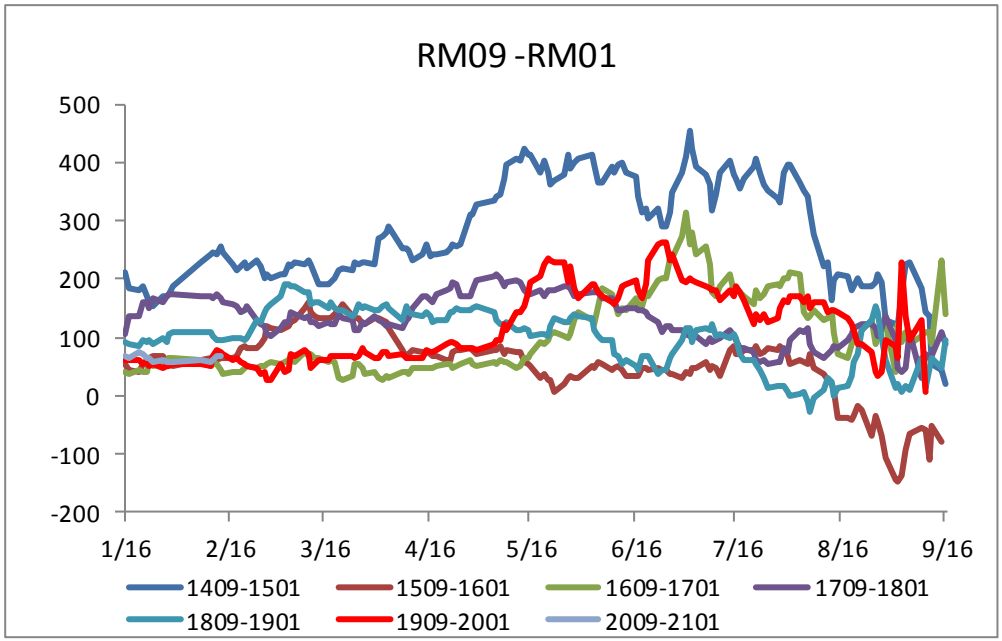
RM09 -RM01
500
400
300
200
100
0
-100
-200
1/16
2/16
3/16
4/16
5/16
6/16
7/16
8/16
9/16
1409-1501
1509-1601
1609-1701
1709-1801
1809-1901
1909-2001
2009-2101

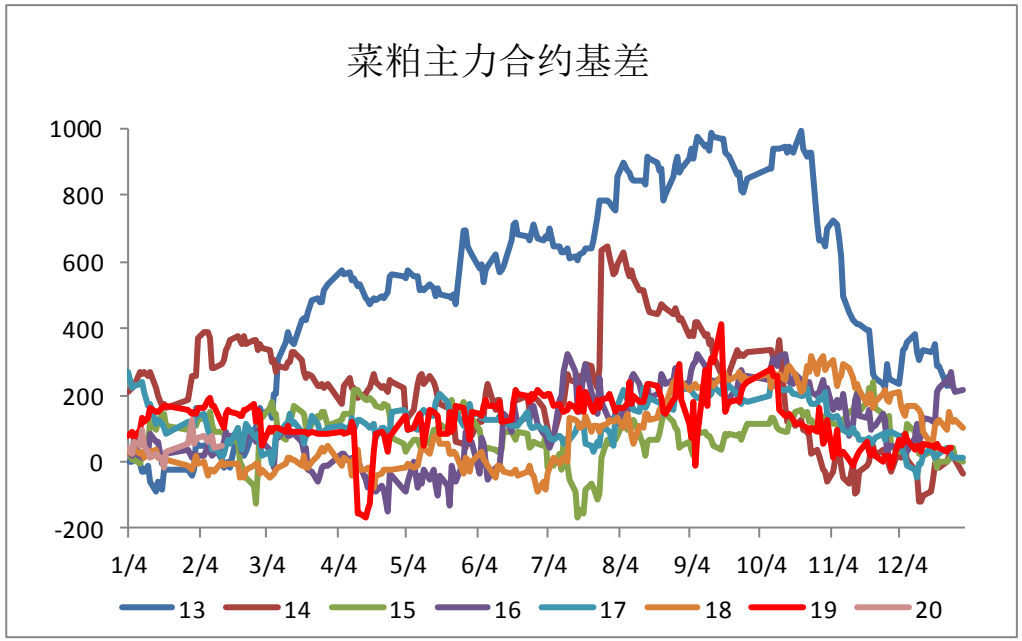
菜粕主力合约基差
1000
800
600
400
200
0
-200
1/4
2/4
3/4
4/4
5/4
6/4
7/4
8/4
9/4
10/4
11/4
12/4
13
14
15
16
17
18
19
20

跨期套利跟踪：Y

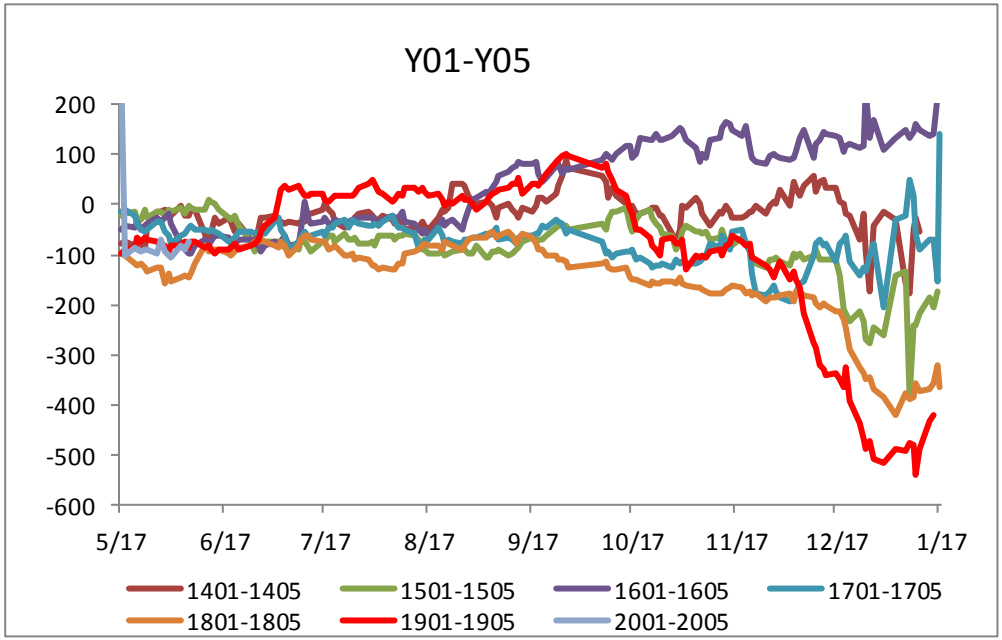
Y01-Y05
200
100
0
-100
-200
-300
-400
-500
-600
5/17
6/17
7/17
8/17
9/17
10/17
11/17
12/17
1/17
1401-1405
1501-1505
1601-1605
1701-1705
1801-1805
1901-1905
2001-2005

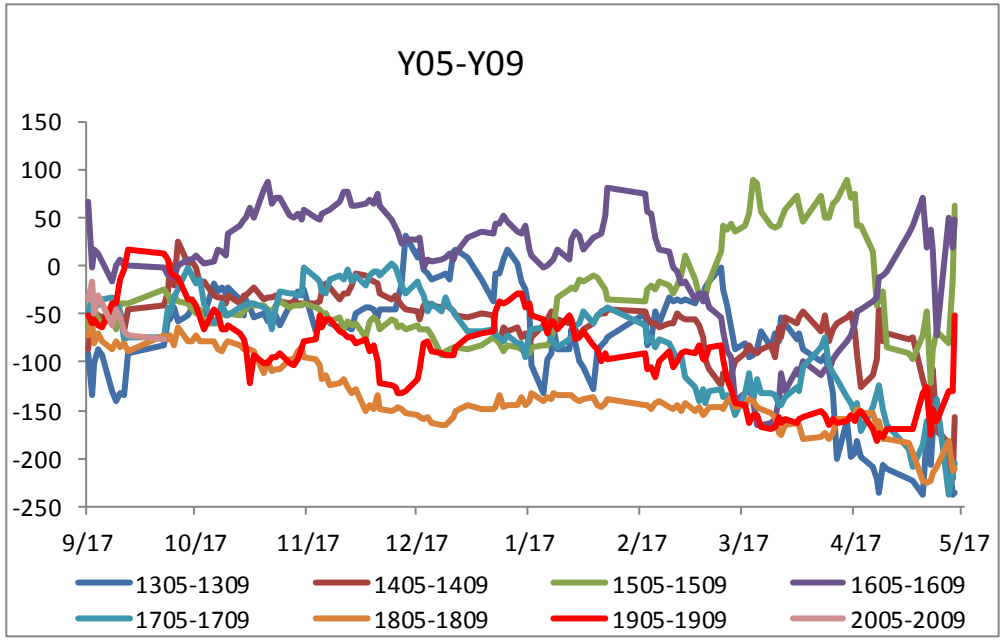
Y05-Y09
150
100
50
0
-50
-100
-150
-200
-250
9/17
10/17
11/17
12/17
1/17
2/17
3/17
4/17
5/17
1305-1309
1405-1409
1505-1509
1605-1609
1705-1709
1805-1809
1905-1909
2005-2009

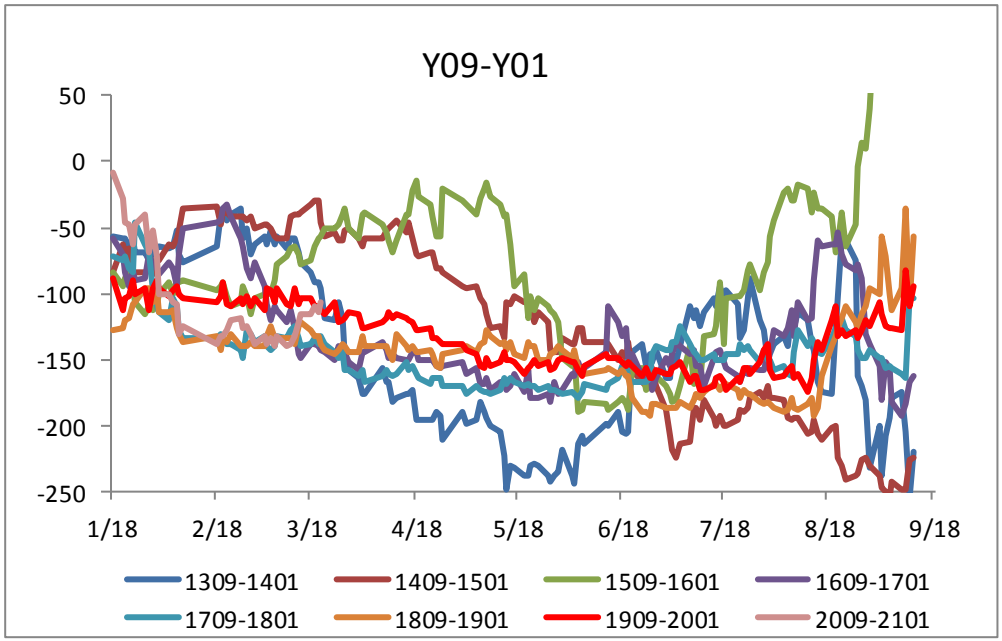
Y09-Y01
50
0
-50
-100
-150
-200
-250
1/18
2/18
3/18
4/18
5/18
6/18
7/18
8/18
9/18
1309-1401
1409-1501
1509-1601
1609-1701
1709-1801
1809-1901
1909-2001
2009-2101

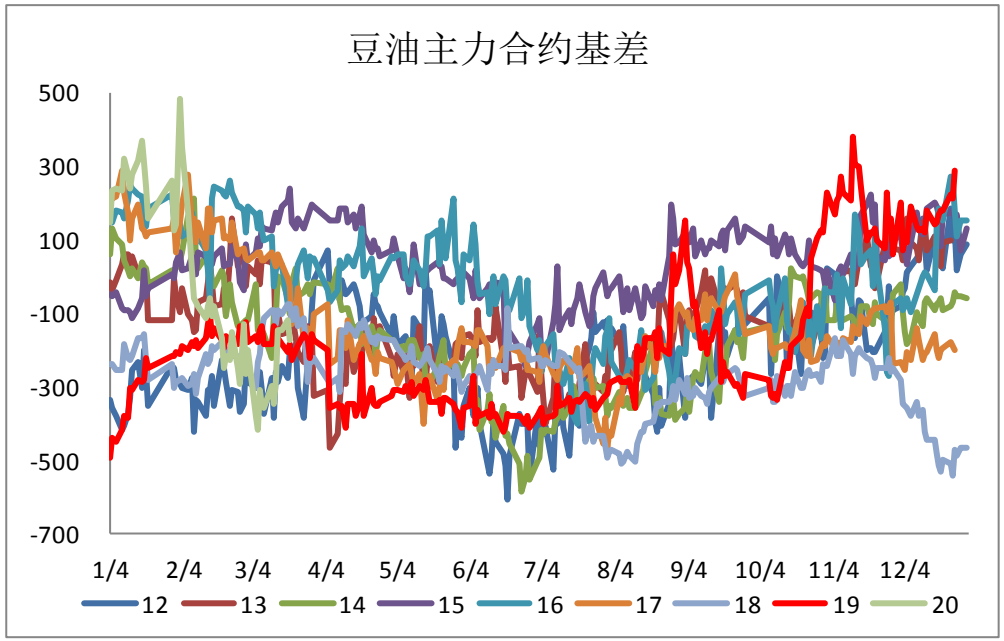
豆油主力合约基差
500
300
100
-100
-300
-500
-700
1/4
2/4
3/4
4/4
5/4
6/4
7/4
8/4
9/4
10/4
11/4
12/4
12
13
14
15
16
17
18
19
20

跨期套利跟踪：P

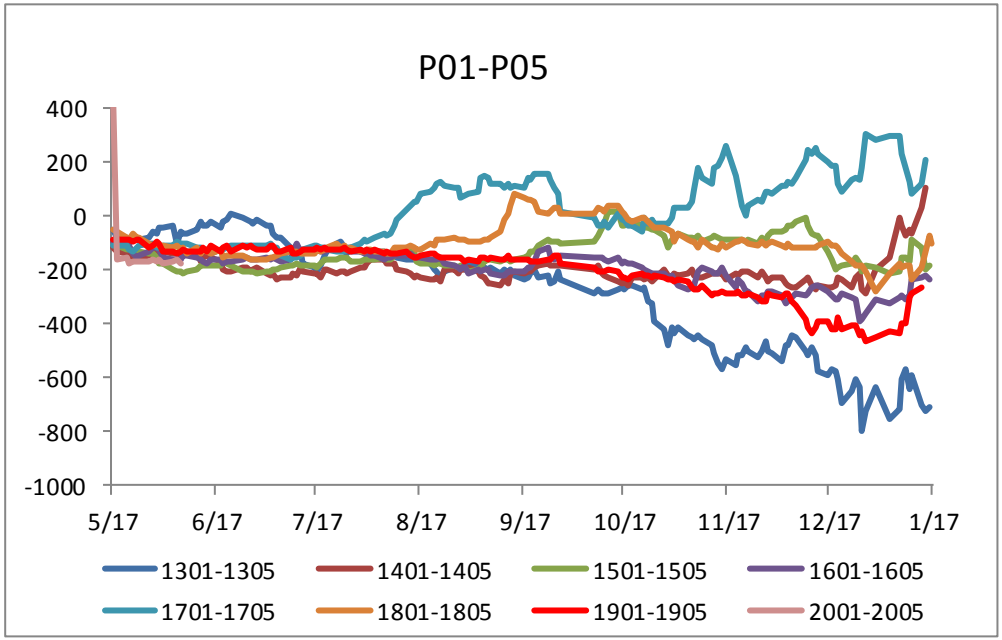
P01-P05
400
200
0
-200
-400
-600
-800
-1000
5/17
6/17
7/17
8/17
9/17
10/17
11/17
12/17
1/17
1301-1305
1401-1405
1501-1505
1601-1605
1701-1705
1801-1805
1901-1905
2001-2005

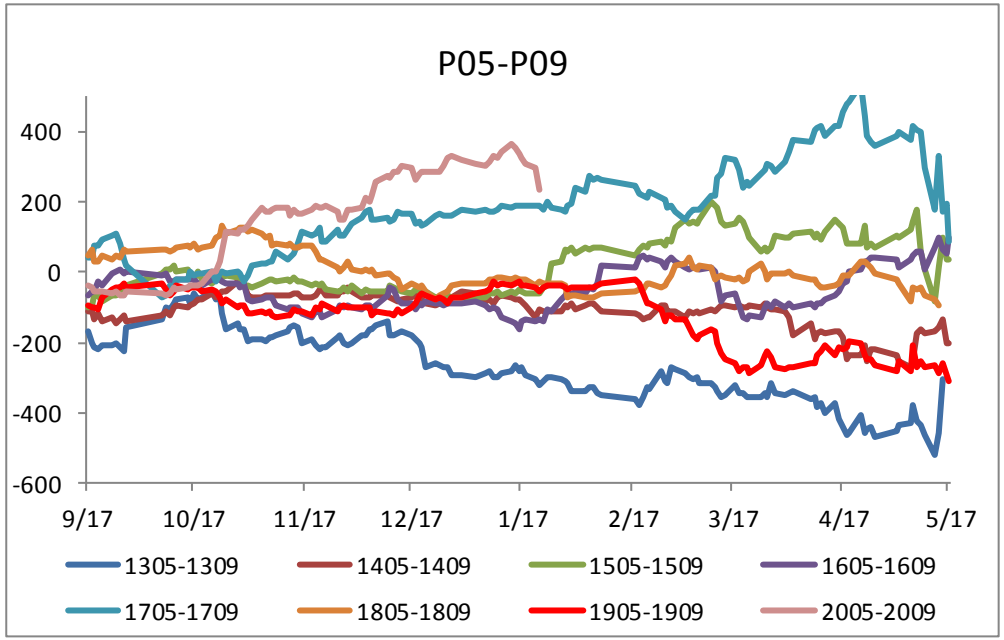
P05-P09
400
200
0
-200
-400
-600
9/17
10/17
11/17
12/17
1/17
2/17
3/17
4/17
5/17
1305-1309
1405-1409
1505-1509
1605-1609
1705-1709
1805-1809
1905-1909
2005-2009

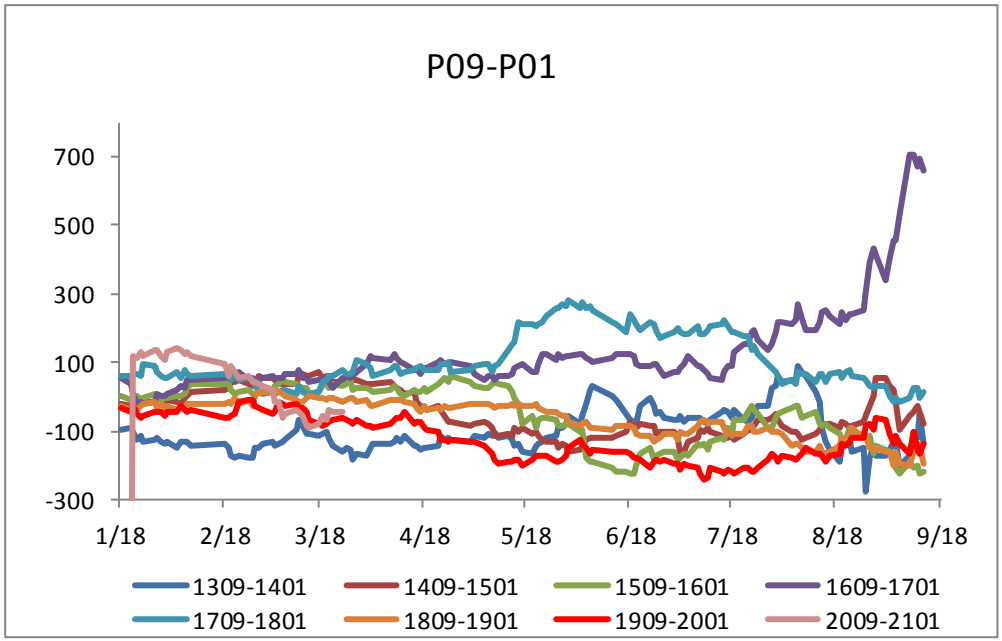
P09-P01
700
500
300
100
-100
-300
1/18
2/18
3/18
4/18
5/18
6/18
7/18
8/18
9/18
1309-1401
1409-1501
1509-1601
1609-1701
1709-1801
1809-1901
1909-2001
2009-2101

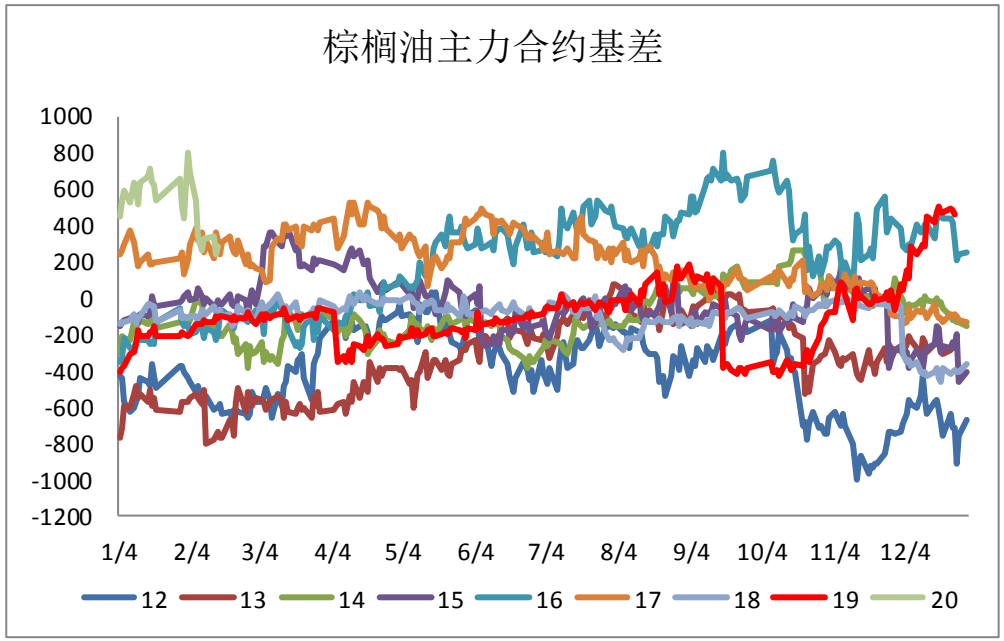
棕榈油主力合约基差
1000
800
600
400
200
0
-200
-400
-600
-800
-1000
-1200
1/4
2/4
3/4
4/4
5/4
6/4
7/4
8/4
9/4
10/4
11/4
12/4
12
13
14
15
16
17
18
19
20

跨期套利跟踪：OI

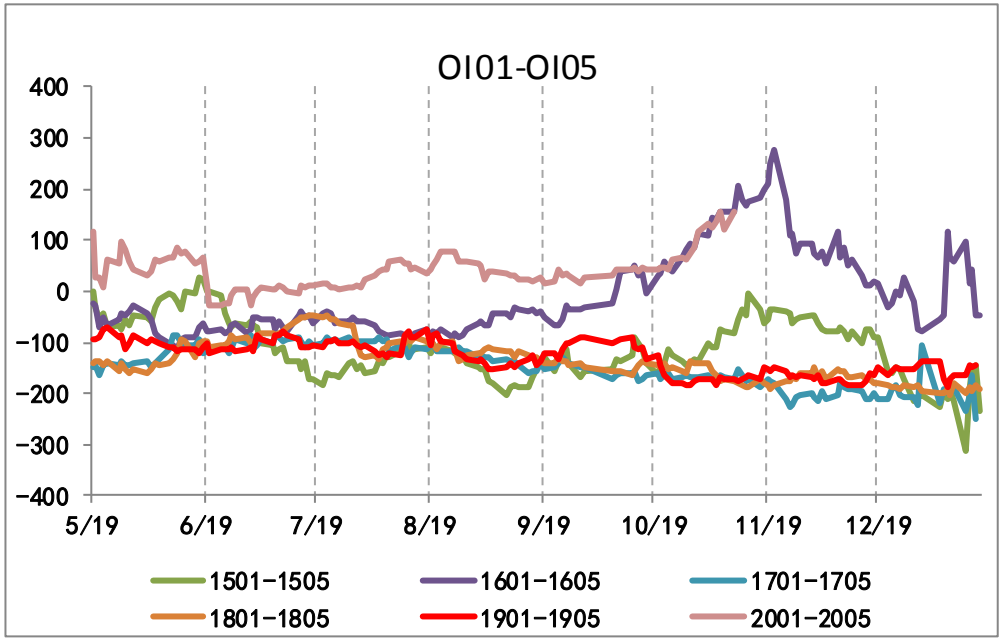
OI01-OI05
400
300
200
100
0
-100
-200
-300
-400
5/19
6/19
7/19
8/19
9/19
10/19
11/19
12/19
1501-1505
1601-1605
1701-1705
1801-1805
1901-1905
2001-2005

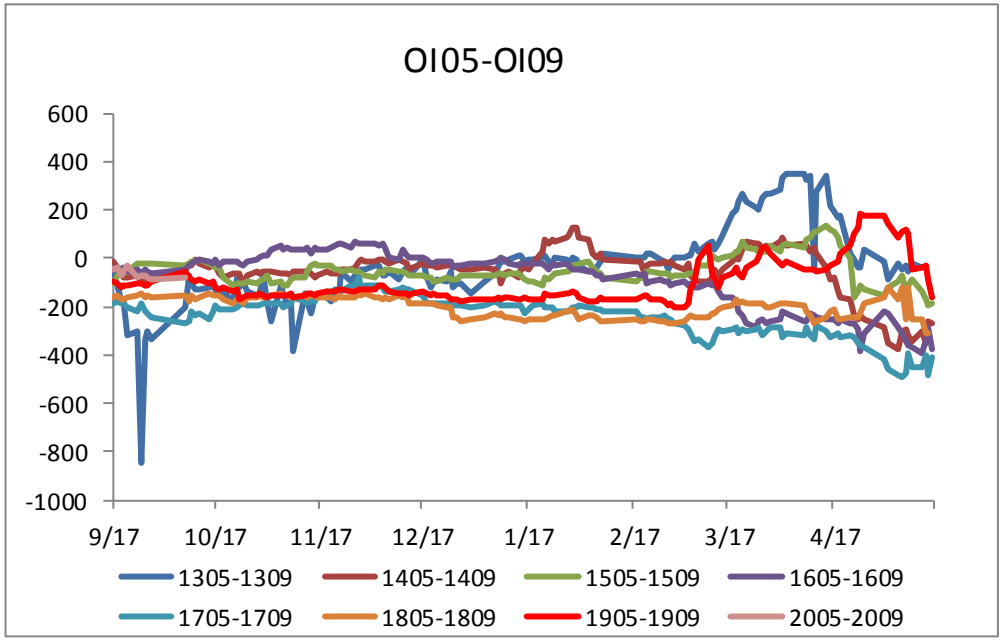
OI05-OI09
600
400
200
0
-200
-400
-600
-800
-1000
9/17
10/17
11/17
12/17
1/17
2/17
3/17
4/17
1305-1309
1405-1409
1505-1509
1605-1609
1705-1709
1805-1809
1905-1909
2005-2009

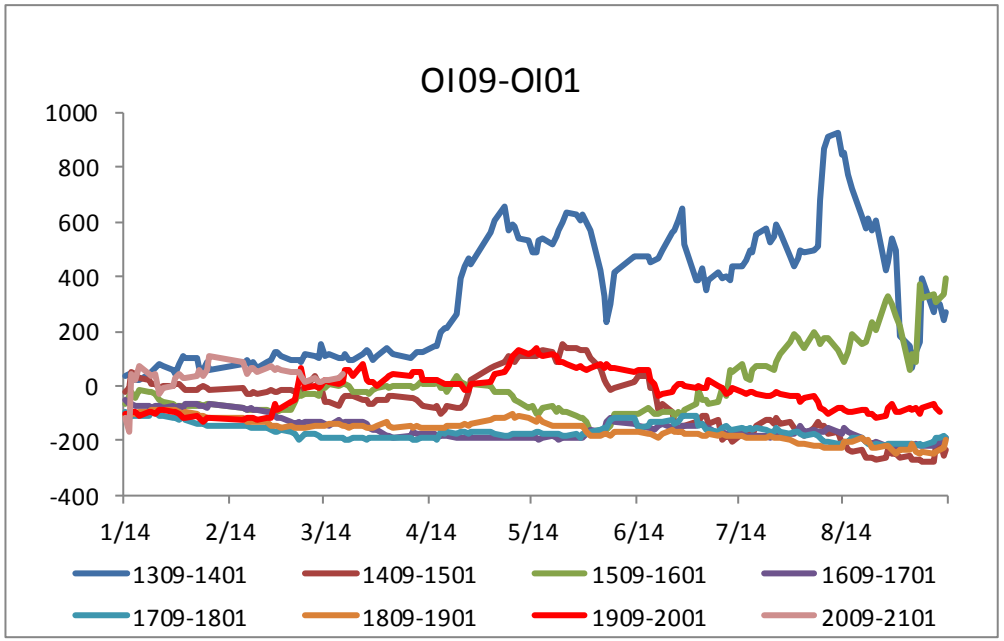
OI09-OI01
1000
800
600
400
200
0
-200
-400
1/14
2/14
3/14
4/14
5/14
6/14
7/14
8/14
1309-1401
1409-1501
1509-1601
1609-1701
1709-1801
1809-1901
1909-2001
2009-2101

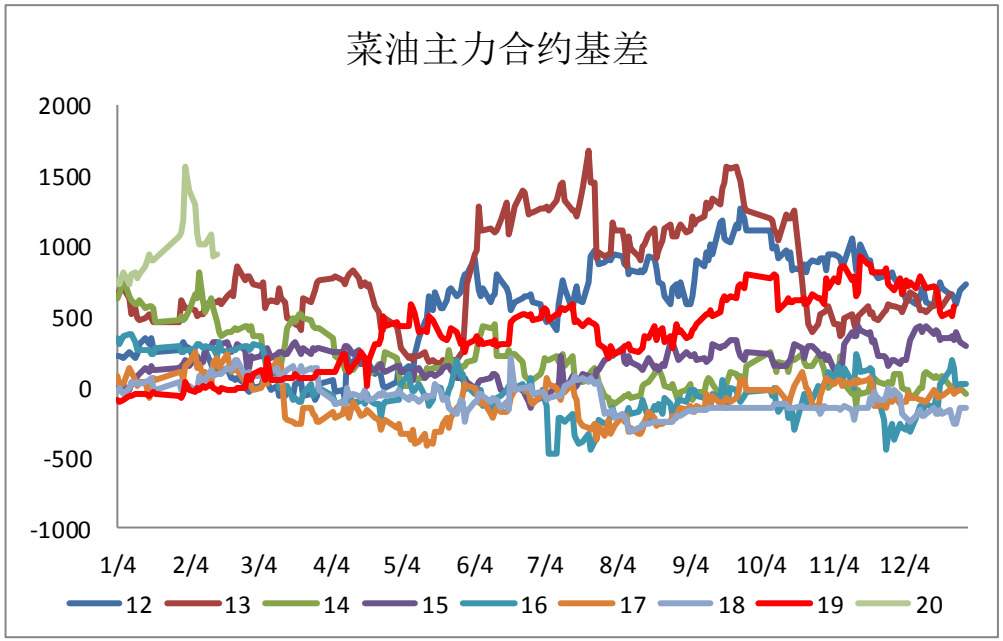
菜油主力合约基差
2000
1500
1000
500
0
-500
-1000
1/4
2/4
3/4
4/4
5/4
6/4
7/4
8/4
9/4
10/4
11/4
12/4
12
13
14
15
16
17
18
19
20

跨期套利跟踪：C

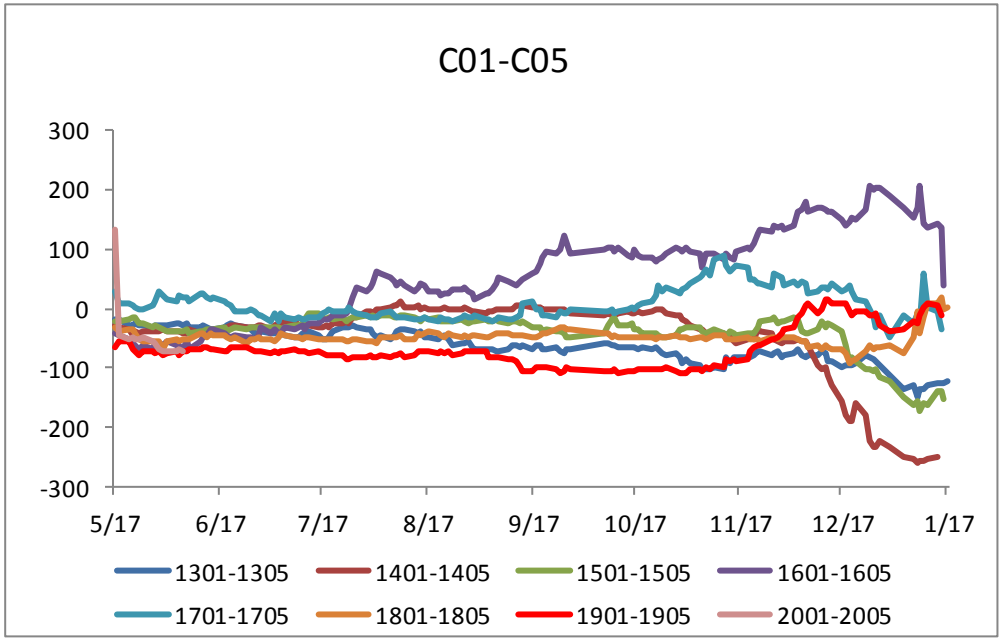
C01-C05
300
200
100
0
-100
-200
-300
5/17
6/17
7/17
8/17
9/17
10/17
11/17
12/17
1/17
1301-1305
1401-1405
1501-1505
1601-1605
1701-1705
1801-1805
1901-1905
2001-2005

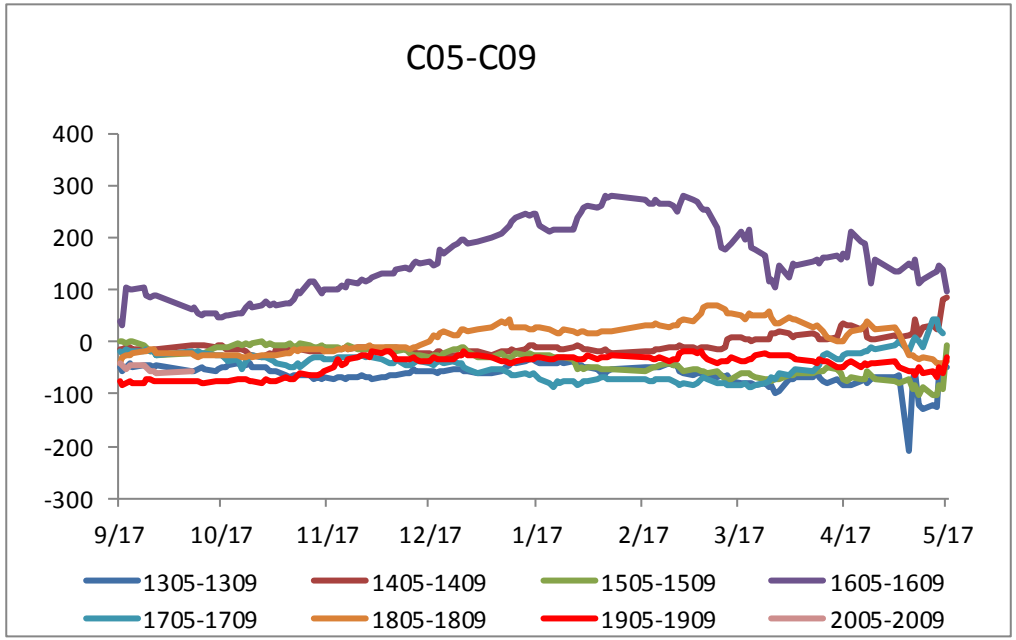
C05-C09
400
300
200
100
0
-100
-200
-300
9/17
10/17
11/17
12/17
1/17
2/17
3/17
4/17
5/17
1305-1309
1405-1409
1505-1509
1605-1609
1705-1709
1805-1809
1905-1909
2005-2009

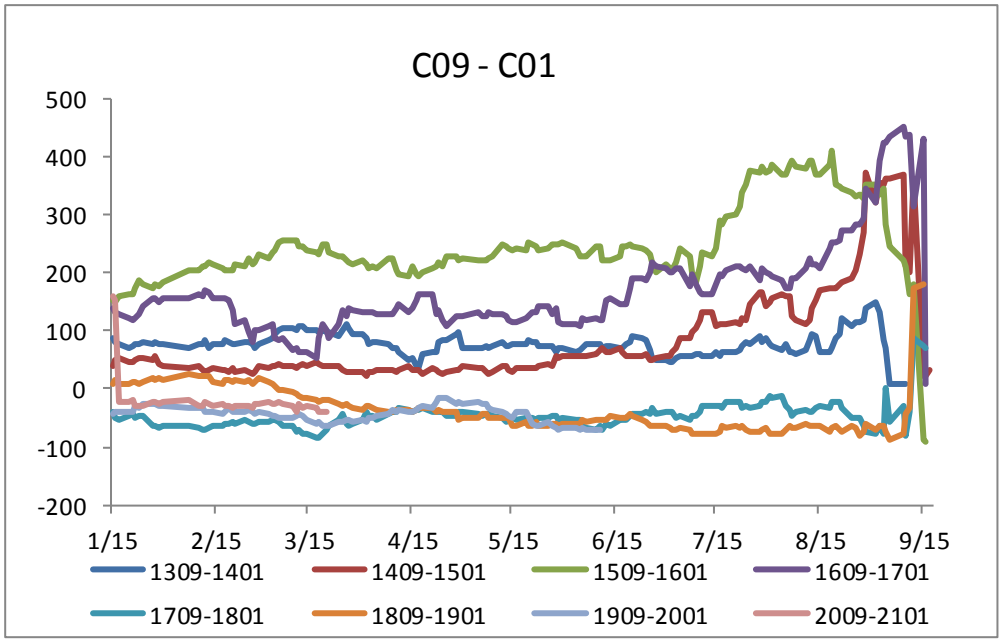
C09 - C01
500
400
300
200
100
0
-100
-200
1/15
2/15
3/15
4/15
5/15
6/15
7/15
8/15
9/15
1309-1401
1409-1501
1509-1601
1609-1701
1709-1801
1809-1901
1909-2001
2009-2101

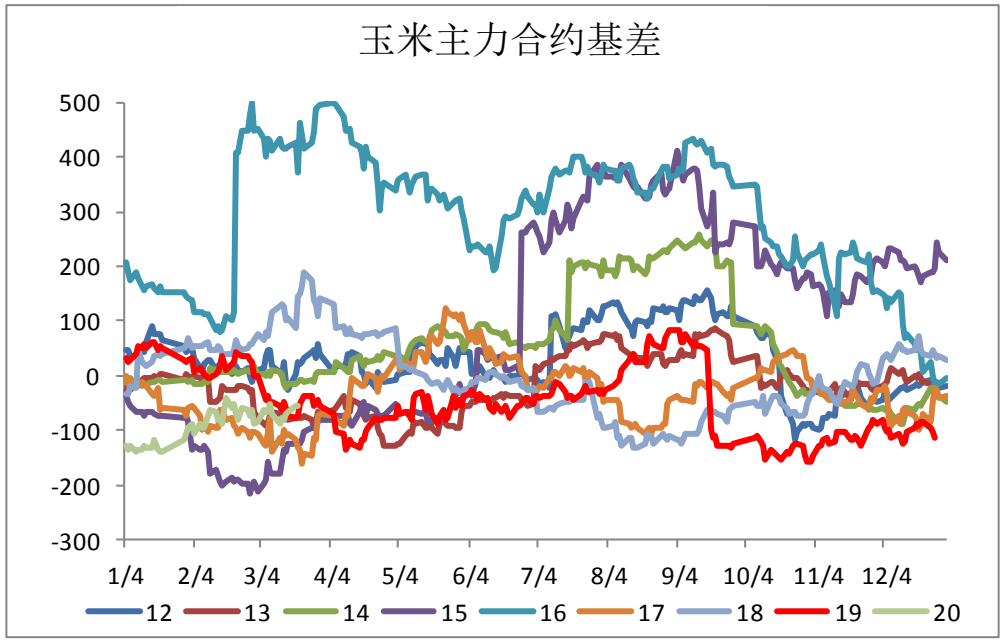
玉米主力合约基差
500
400
300
200
100
0
-100
-200
-300
1/4
2/4
3/4
4/4
5/4
6/4
7/4
8/4
9/4
10/4
11/4
12/4
12
13
14
15
16
17
18
19
20

跨期套利跟踪：SR

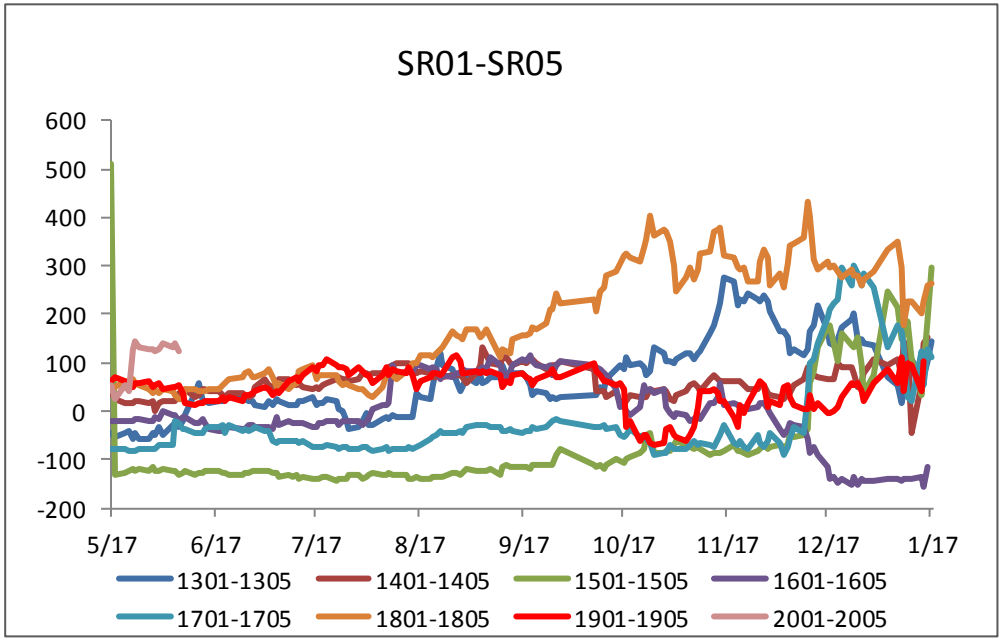
SR01-SR05
600
500
400
300
200
100
0
-100
-200
5/17
6/17
7/17
8/17
9/17
10/17
11/17
12/17
1/17
1301-1305
1401-1405
1501-1505
1601-1605
1701-1705
1801-1805
1901-1905
2001-2005

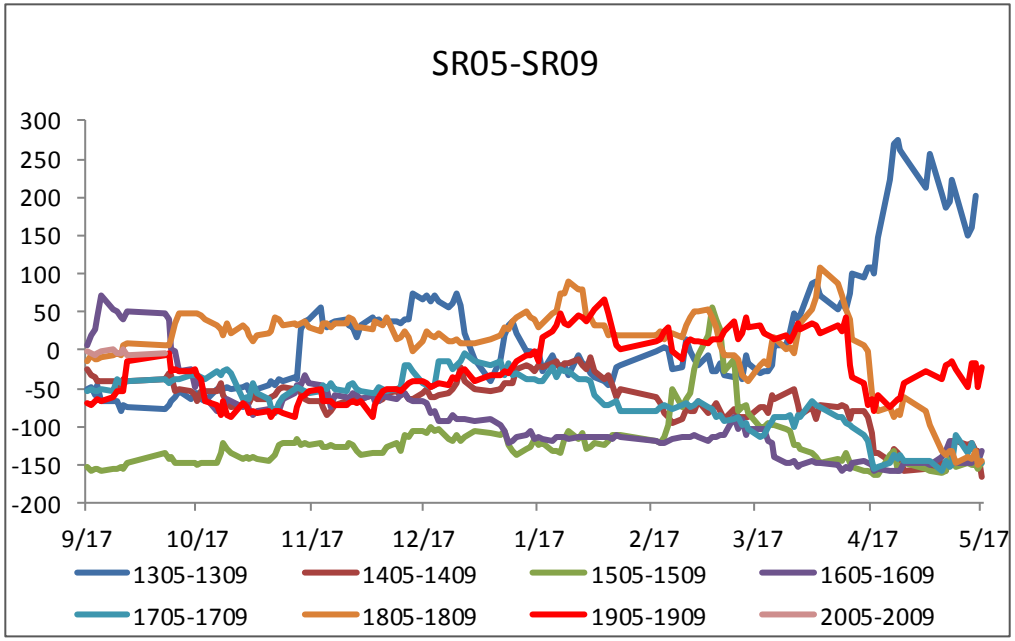
SR05-SR09
300
250
200
150
100
50
0
-50
-100
-150
-200
9/17
10/17
11/17
12/17
1/17
2/17
3/17
4/17
5/17
1305-1309
1405-1409
1505-1509
1605-1609
1705-1709
1805-1809
1905-1909
2005-2009

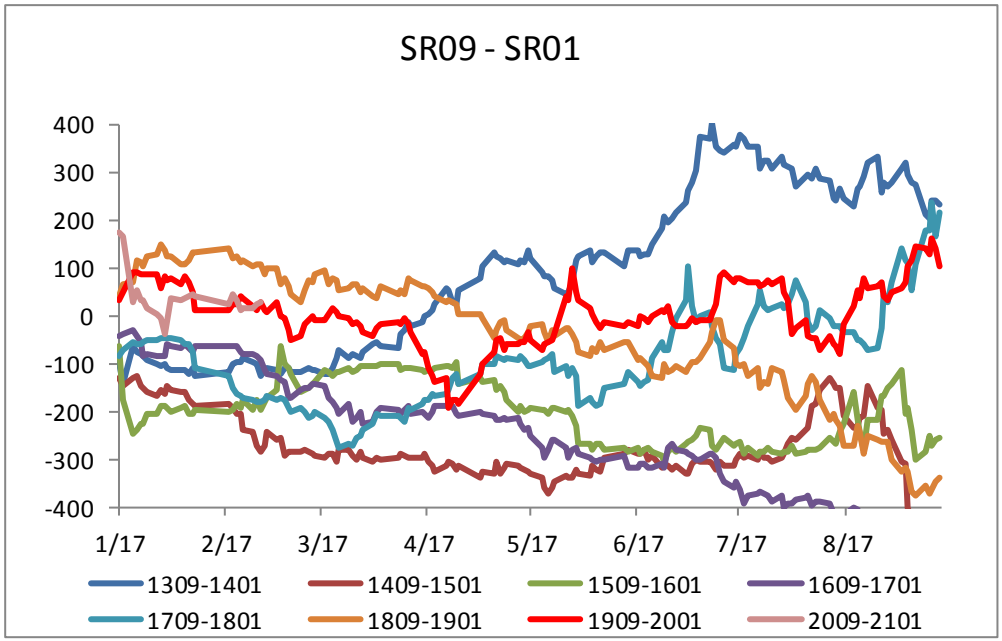
SR09 - SR01
400
300
200
100
0
-100
-200
-300
-400
1/17
2/17
3/17
4/17
5/17
6/17
7/17
8/17
1309-1401
1409-1501
1509-1601
1609-1701
1709-1801
1809-1901
1909-2001
2009-2101

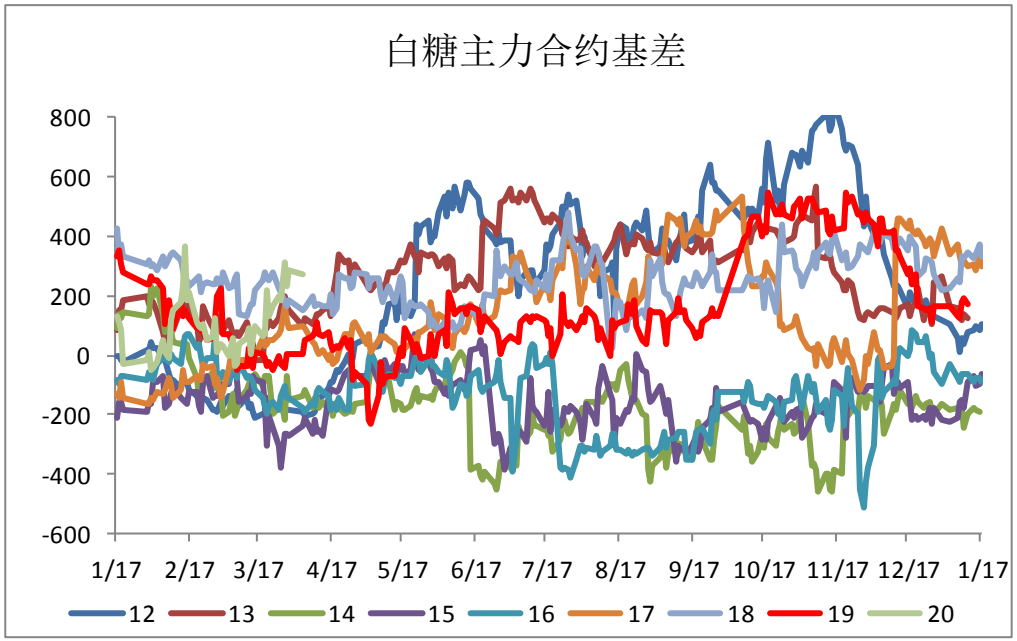
白糖主力合约基差
800
600
400
200
0
-200
-400
-600
1/17
2/17
3/17
4/17
5/17
6/17
7/17
8/17
9/17
10/17
11/17
12/17
1/17
12
13
14
15
16
17
18
19
20

跨期套利跟踪：CF

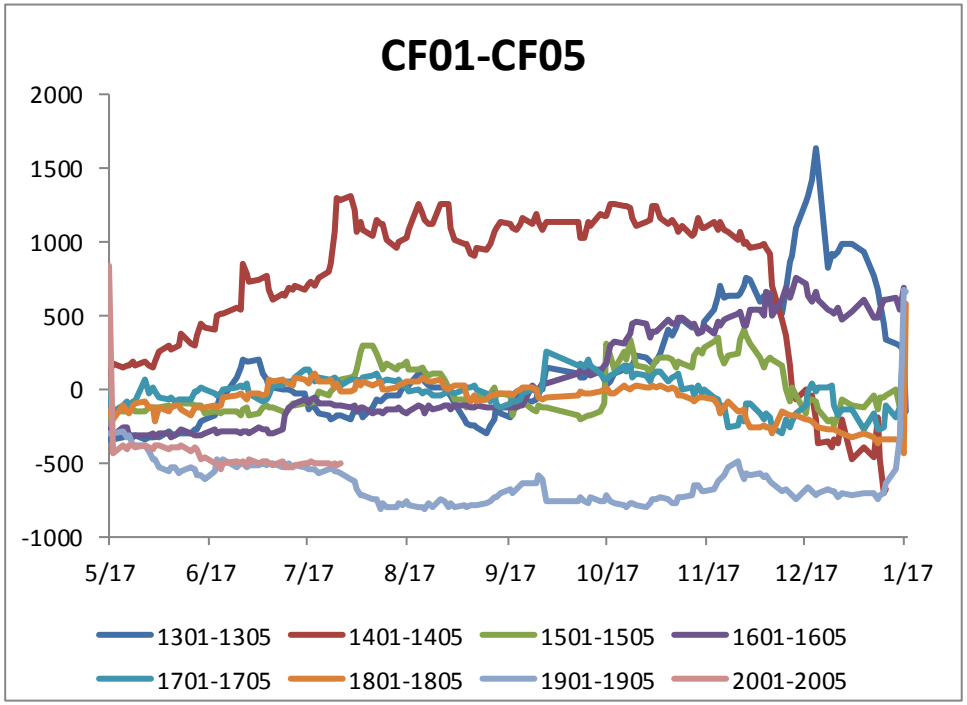
CF01-CF05
2000
1500
1000
500
0
-500
-1000
5/17
6/17
7/17
8/17
9/17
10/17
11/17
12/17
1/17
1301-1305
1401-1405
1501-1505
1601-1605
1701-1705
1801-1805
1901-1905
2001-2005

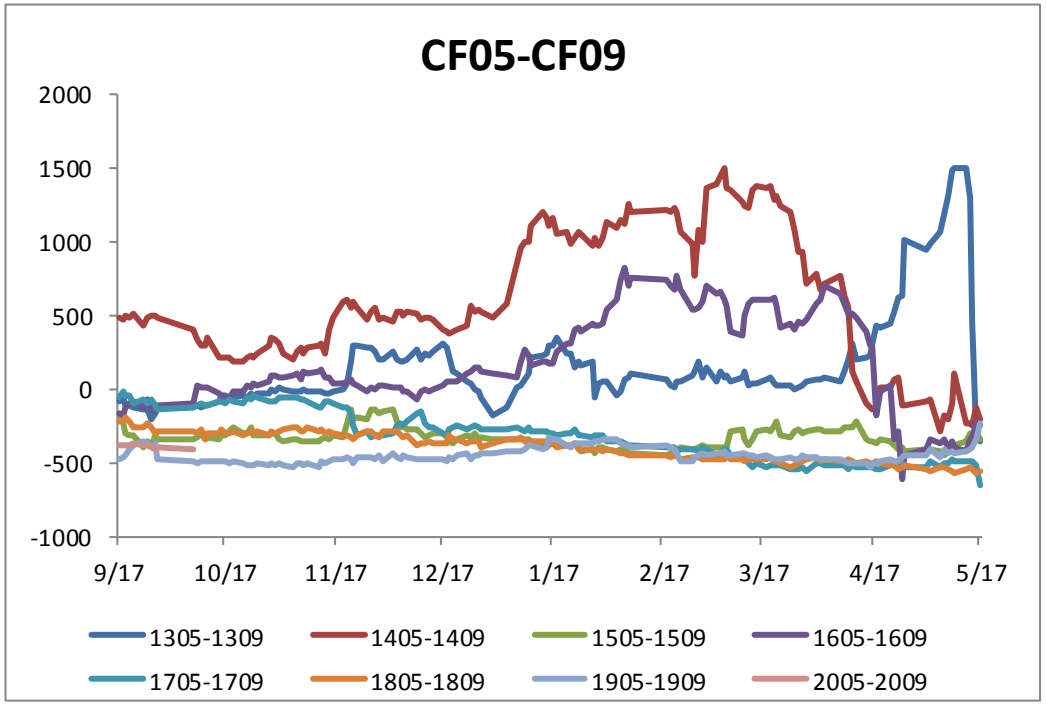
CF05-CF09
2000
1500
1000
500
0
-500
-1000
9/17
10/17
11/17
12/17
1/17
2/17
3/17
4/17
5/17
1305-1309
1405-1409
1505-1509
1605-1609
1705-1709
1805-1809
1905-1909
2005-2009

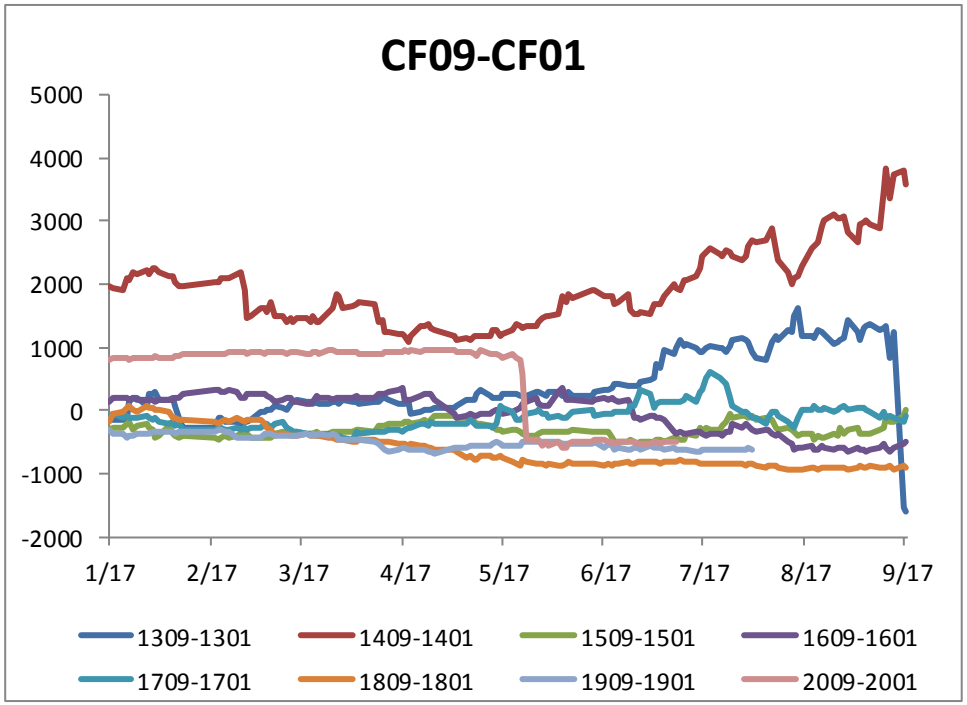
CF09-CF01
5000
4000
3000
2000
1000
0
-1000
-2000
1/17
2/17
3/17
4/17
5/17
6/17
7/17
8/17
9/17
1309-1301
1409-1401
1509-1501
1609-1601
1709-1701
1809-1801
1909-1901
2009-2001

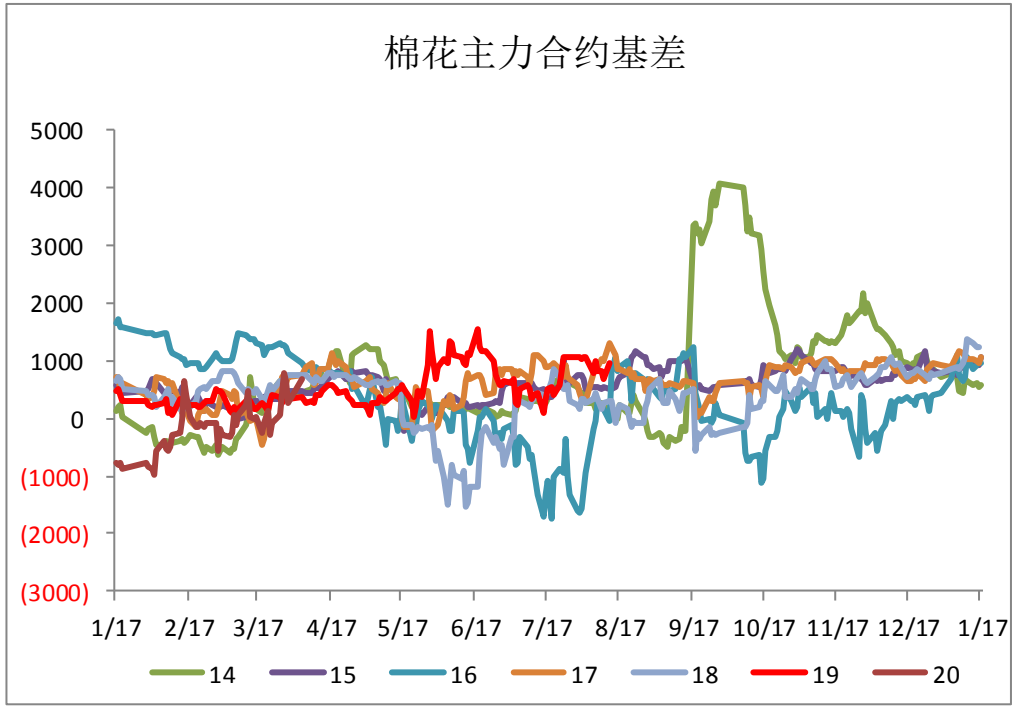
棉花主力合约基差
5000
4000
3000
2000
1000
0
(1000)
(2000)
(3000)
1/17
2/17
3/17
4/17
5/17
6/17
7/17
8/17
9/17
10/17
11/17
12/17
1/17
14
15
16
17
18
19
20

跨品种套利跟踪：OI-Y

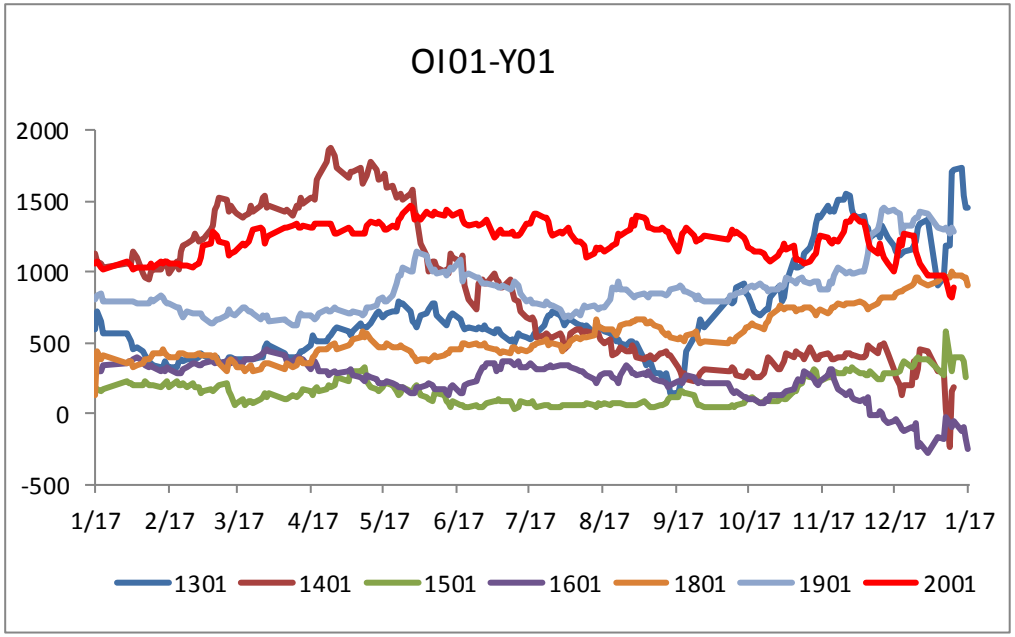
OI01-Y01
2000
1500
1000
500
0
-500
1/17 2/17 3/17 4/17 5/17 6/17 7/17 8/17 9/17 10/17 11/17 12/17 1/17
1301 1401 1501 1601 1801 1901 2001

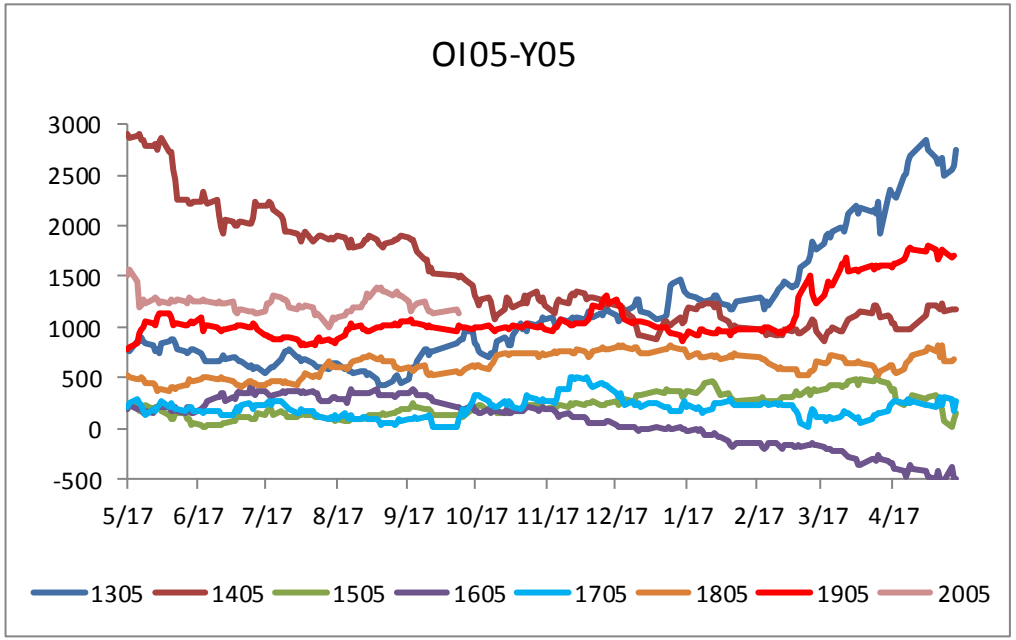
OI05-Y05
3000
2500
2000
1500
1000
500
0
-500
5/17 6/17 7/17 8/17 9/17 10/17 11/17 12/17 1/17 2/17 3/17 4/17
1305 1405 1505 1605 1705 1805 1905 2005

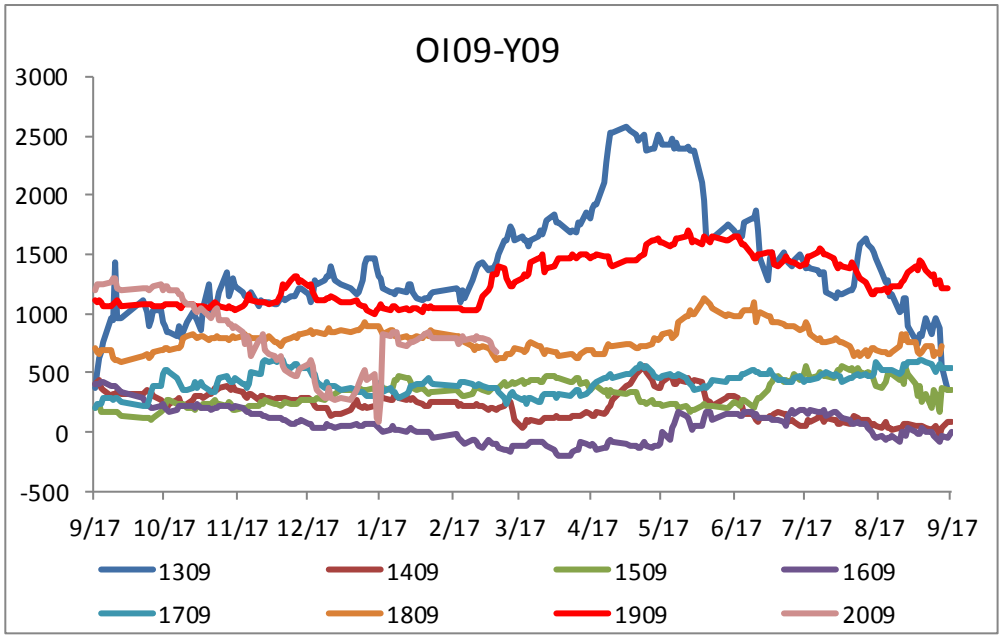
OI09-Y09
3000
2500
2000
1500
1000
500
0
-500
9/17 10/17 11/17 12/17 1/17 2/17 3/17 4/17 5/17 6/17 7/17 8/17 9/17
1309 1409 1509 1609
1709 1809 1909 2009

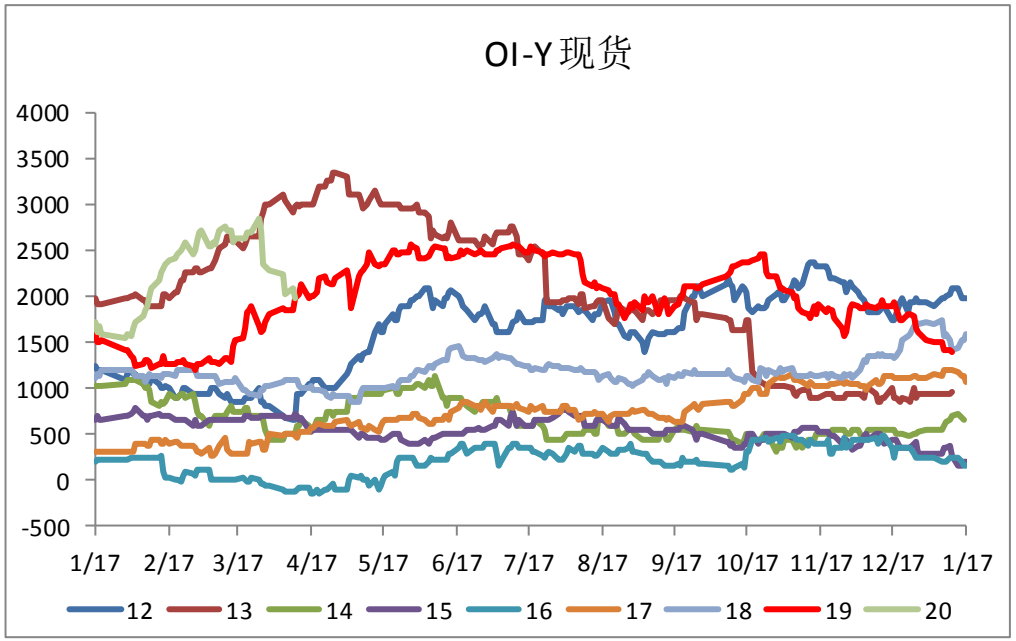
OI-Y 现货
4000
3500
3000
2500
2000
1500
1000
500
0
-500
1/17 2/17 3/17 4/17 5/17 6/17 7/17 8/17 9/17 10/17 11/17 12/17 1/17
12 13 14 15 16 17 18 19 20

跨品种套利跟踪：OI-P

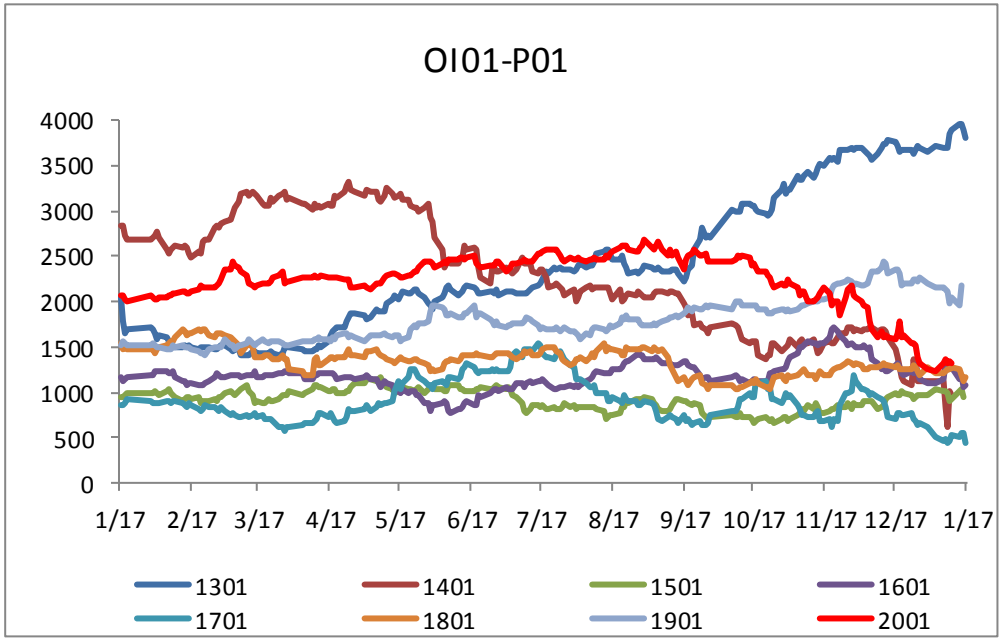
OI01-P01
4000
3500
3000
2500
2000
1500
1000
500
0
1/17 2/17 3/17 4/17 5/17 6/17 7/17 8/17 9/17 10/17 11/17 12/17 1/17
1301 1401 1501 1601
1701 1801 1901 2001

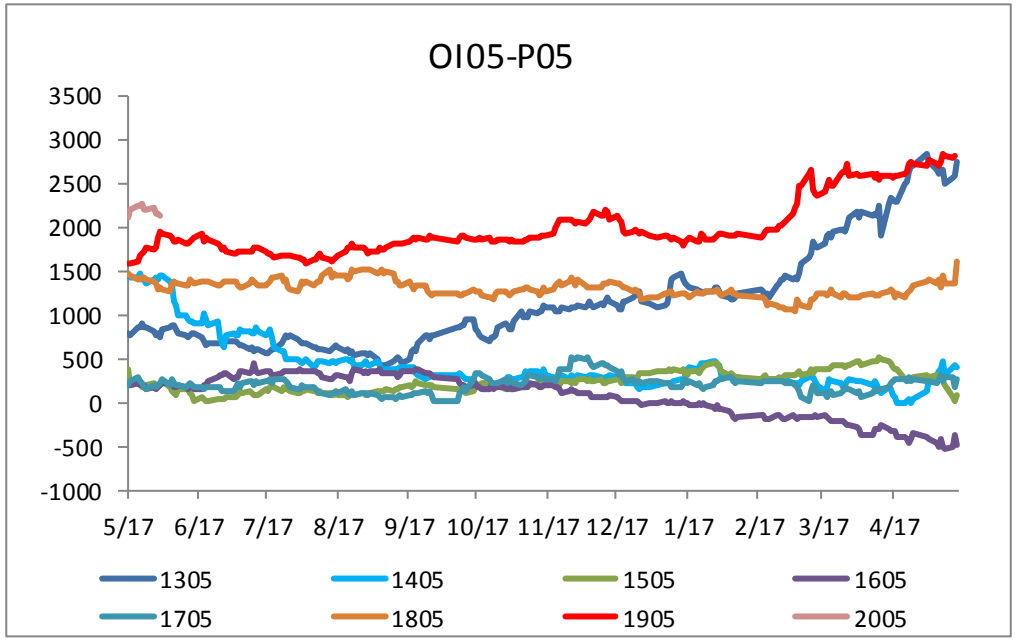
OI05-P05
3500
3000
2500
2000
1500
1000
500
0
-500
-1000
5/17 6/17 7/17 8/17 9/17 10/17 11/17 12/17 1/17 2/17 3/17 4/17
1305 1405 1505 1605
1705 1805 1905 2005

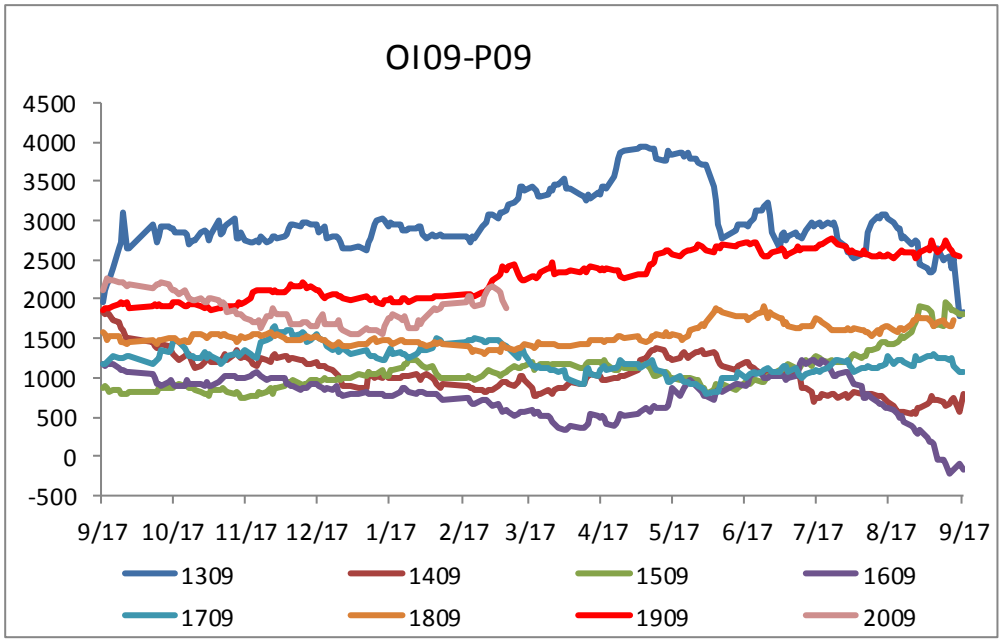
OI09-P09
4500
4000
3500
3000
2500
2000
1500
1000
500
0
-500
9/17 10/17 11/17 12/17 1/17 2/17 3/17 4/17 5/17 6/17 7/17 8/17 9/17
1309 1409 1509 1609
1709 1809 1909 2009

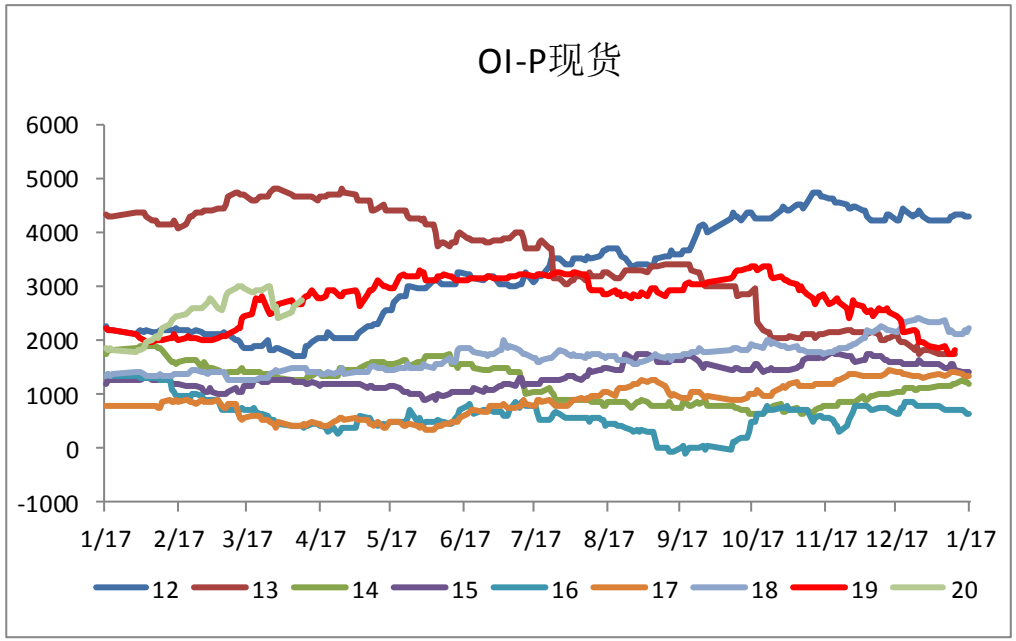
OI-P现货
6000
5000
4000
3000
2000
1000
0
-1000
1/17 2/17 3/17 4/17 5/17 6/17 7/17 8/17 9/17 10/17 11/17 12/17 1/17
12 13 14 15 16 17 18 19 20

跨品种套利跟踪：Y-P

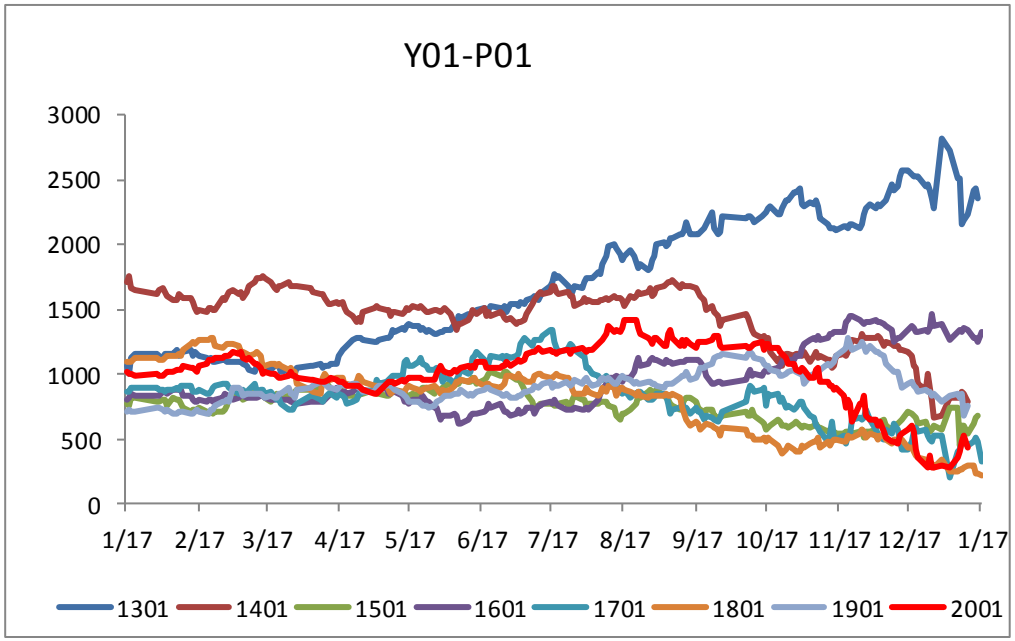
Y01-P01
3000
2500
2000
1500
1000
500
0
1/17 2/17 3/17 4/17 5/17 6/17 7/17 8/17 9/17 10/17 11/17 12/17 1/17
1301 1401 1501 1601 1701 1801 1901 2001

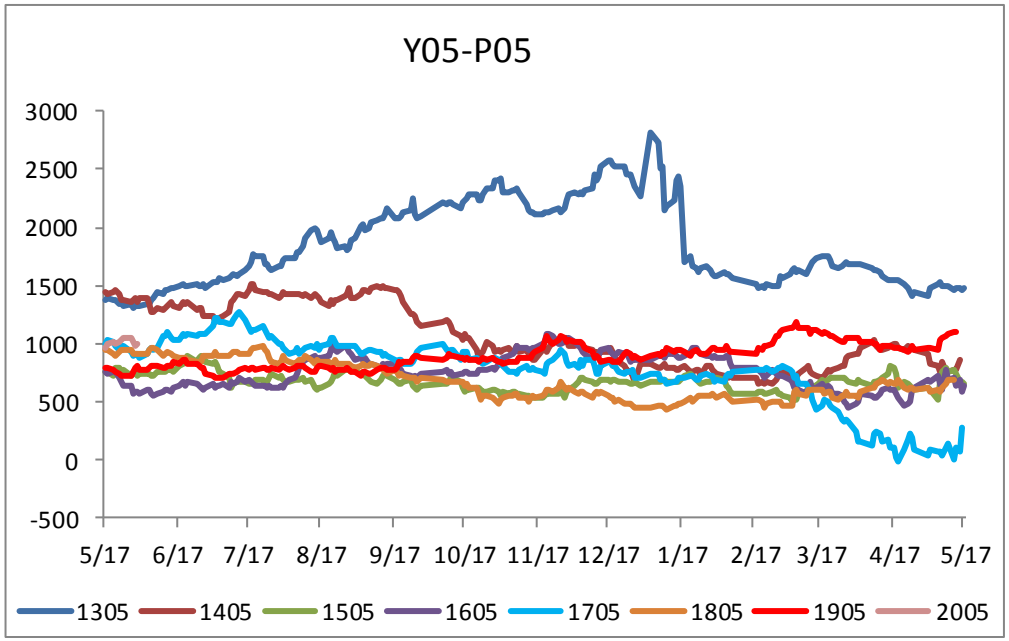
Y05-P05
3000
2500
2000
1500
1000
500
0
-500
5/17 6/17 7/17 8/17 9/17 10/17 11/17 12/17 1/17 2/17 3/17 4/17 5/17
1305 1405 1505 1605 1705 1805 1905 2005

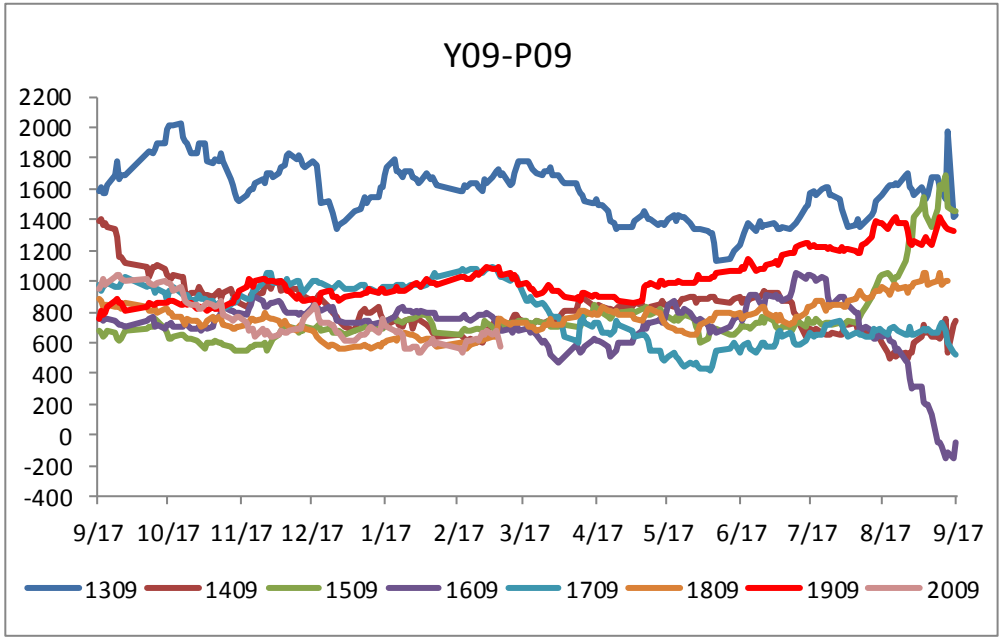
Y09-P09
2200
2000
1800
1600
1400
1200
1000
800
600
400
200
0
-200
-400
9/17 10/17 11/17 12/17 1/17 2/17 3/17 4/17 5/17 6/17 7/17 8/17 9/17
1309 1409 1509 1609 1709 1809 1909 2009

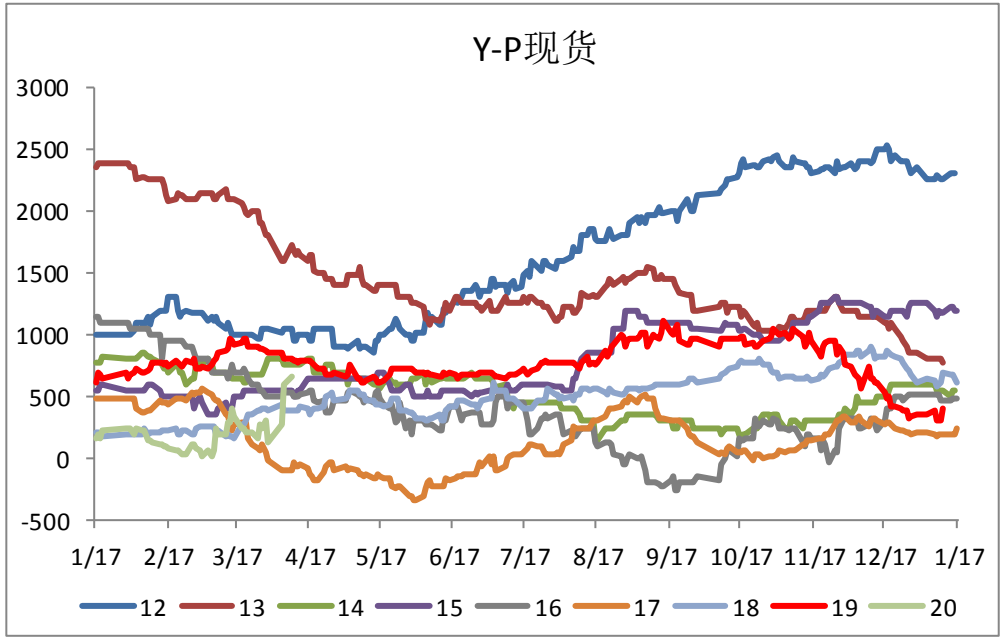
Y-P现货
3000
2500
2000
1500
1000
500
0
-500
1/17 2/17 3/17 4/17 5/17 6/17 7/17 8/17 9/17 10/17 11/17 12/17 1/17
12 13 14 15 16 17 18 19 20

跨品种套利跟踪：Y/M

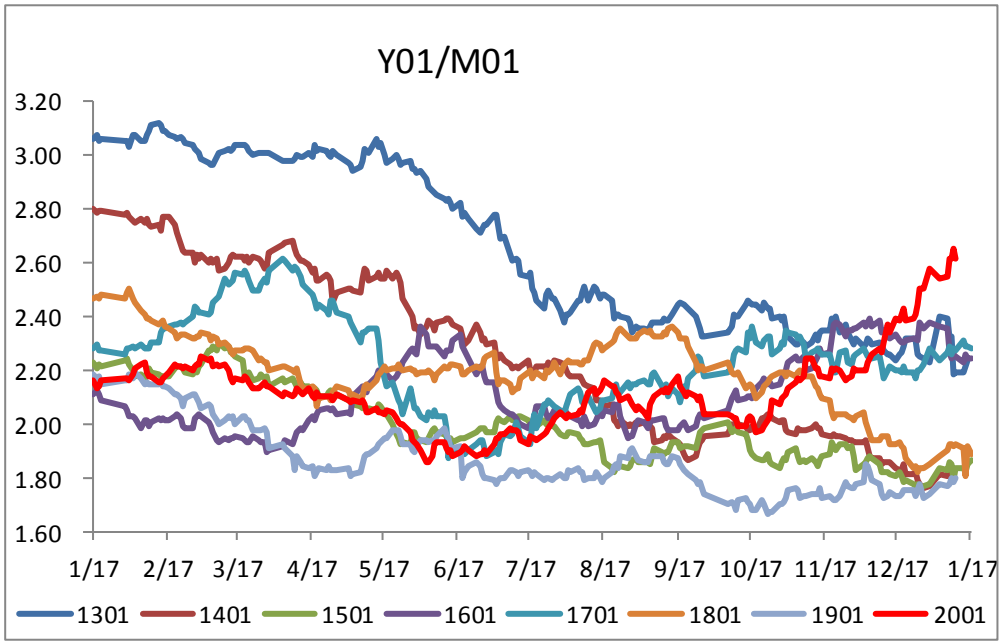
Y01/M01
3.20
3.00
2.80
2.60
2.40
2.20
2.00
1.80
1.60
1/17 2/17 3/17 4/17 5/17 6/17 7/17 8/17 9/17 10/17 11/17 12/17 1/17
1301 1401 1501 1601 1701 1801 1901 2001

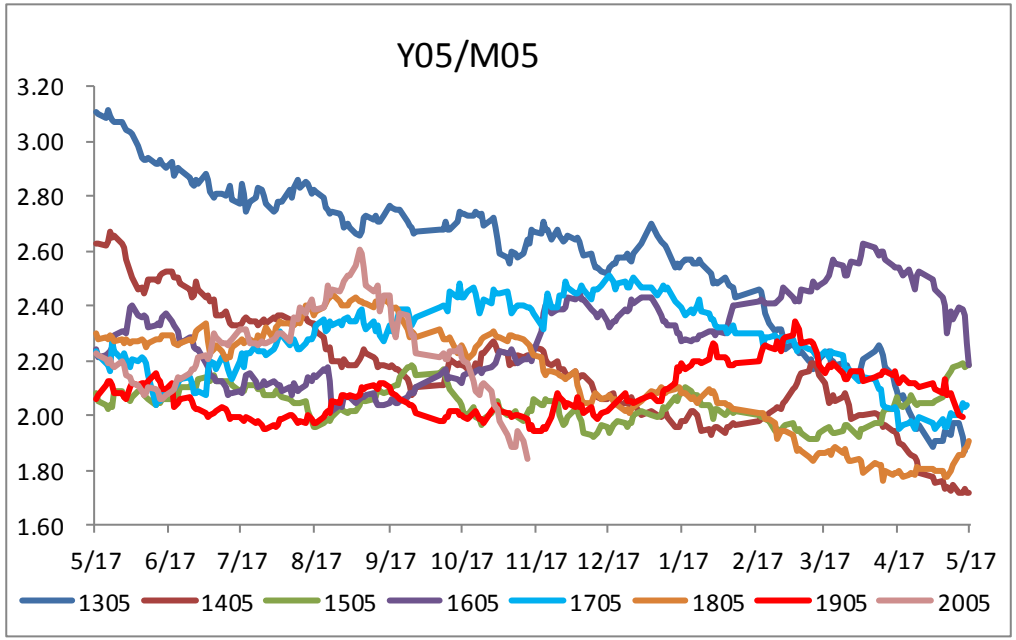
Y05/M05
3.20
3.00
2.80
2.60
2.40
2.20
2.00
1.80
1.60
5/17 6/17 7/17 8/17 9/17 10/17 11/17 12/17 1/17 2/17 3/17 4/17 5/17
1305 1405 1505 1605 1705 1805 1905 2005

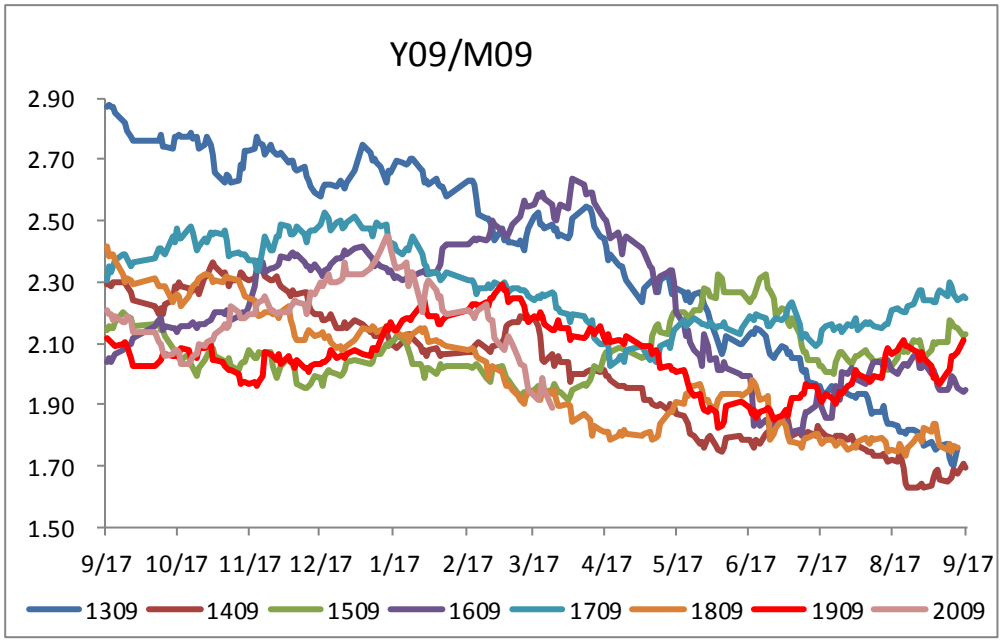
Y09/M09
2.90
2.70
2.50
2.30
2.10
1.90
1.70
1.50
9/17 10/17 11/17 12/17 1/17 2/17 3/17 4/17 5/17 6/17 7/17 8/17 9/17
1309 1409 1509 1609 1709 1809 1909 2009

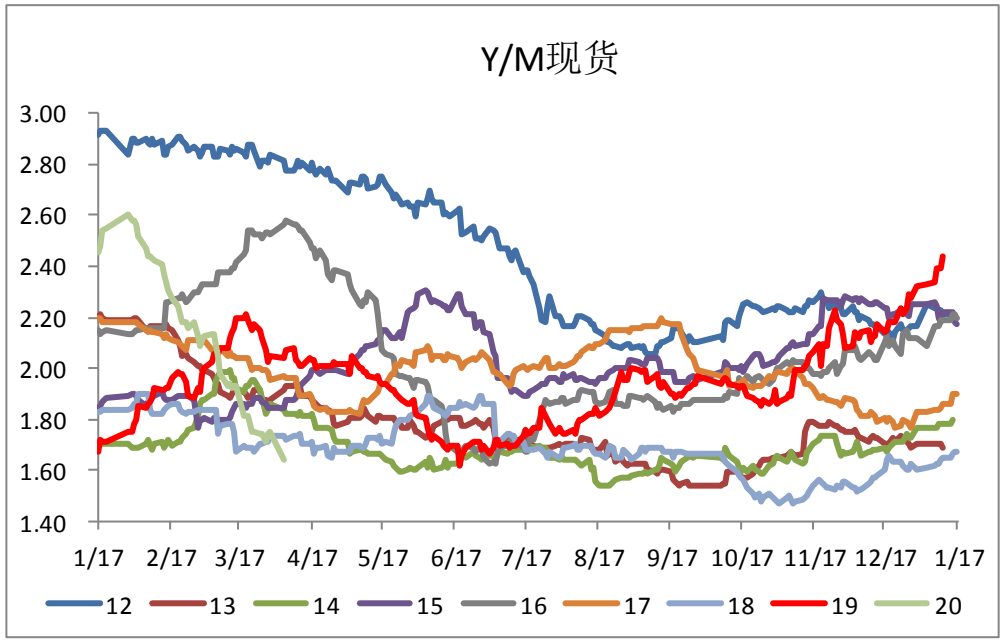
Y/M现货
3.00
2.80
2.60
2.40
2.20
2.00
1.80
1.60
1.40
1/17 2/17 3/17 4/17 5/17 6/17 7/17 8/17 9/17 10/17 11/17 12/17 1/17
12 13 14 15 16 17 18 19 20

跨品种套利跟踪：OI/RM

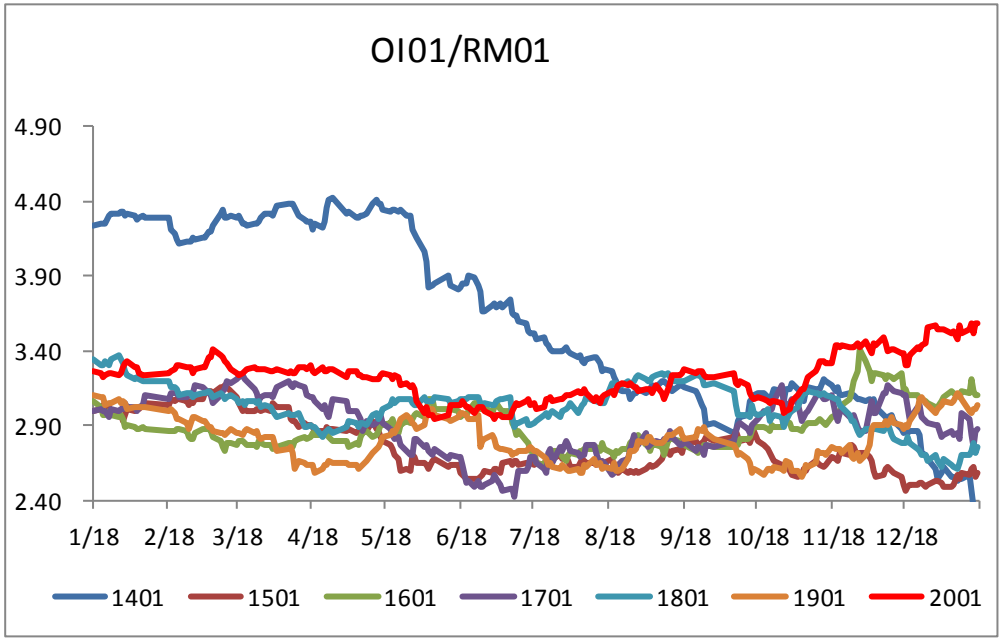

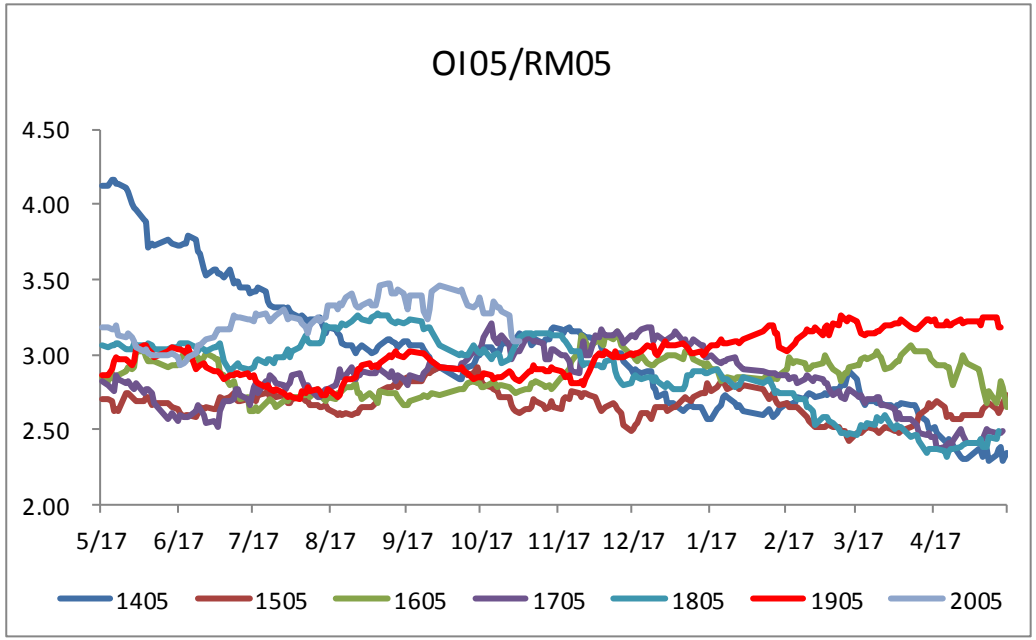

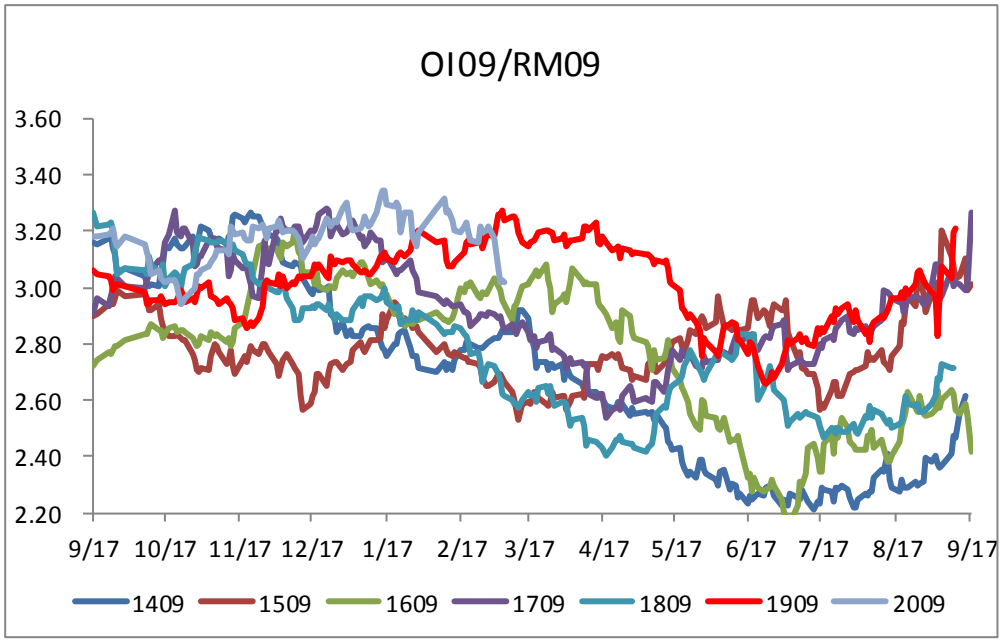

跨品种套利跟踪：M-RM

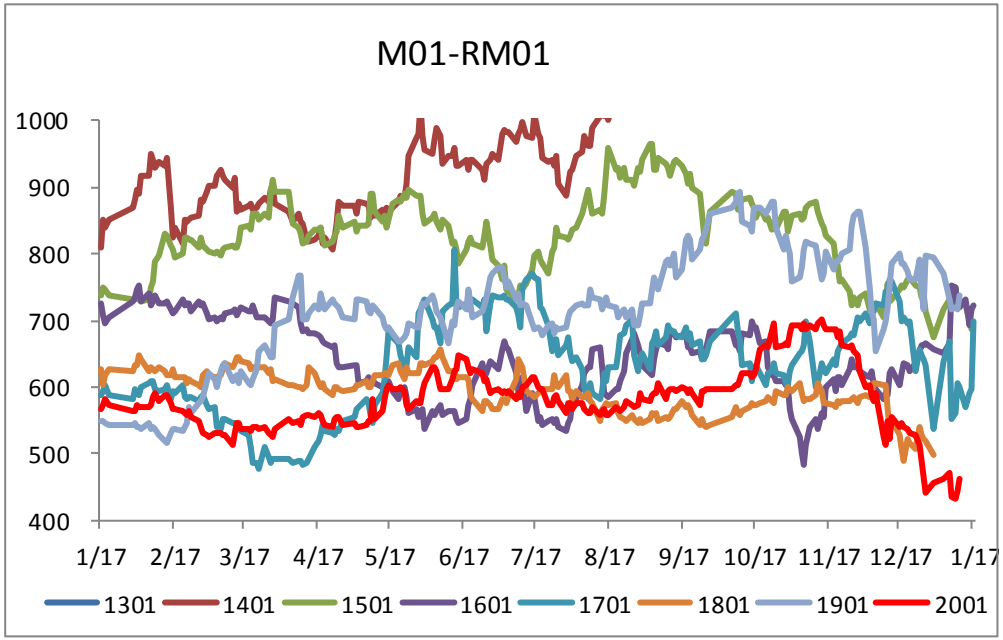
M01-RM01
1000
900
800
700
600
500
400
1/17 2/17 3/17 4/17 5/17 6/17 7/17 8/17 9/17 10/17 11/17 12/17 1/17
1301 1401 1501 1601 1701 1801 1901 2001

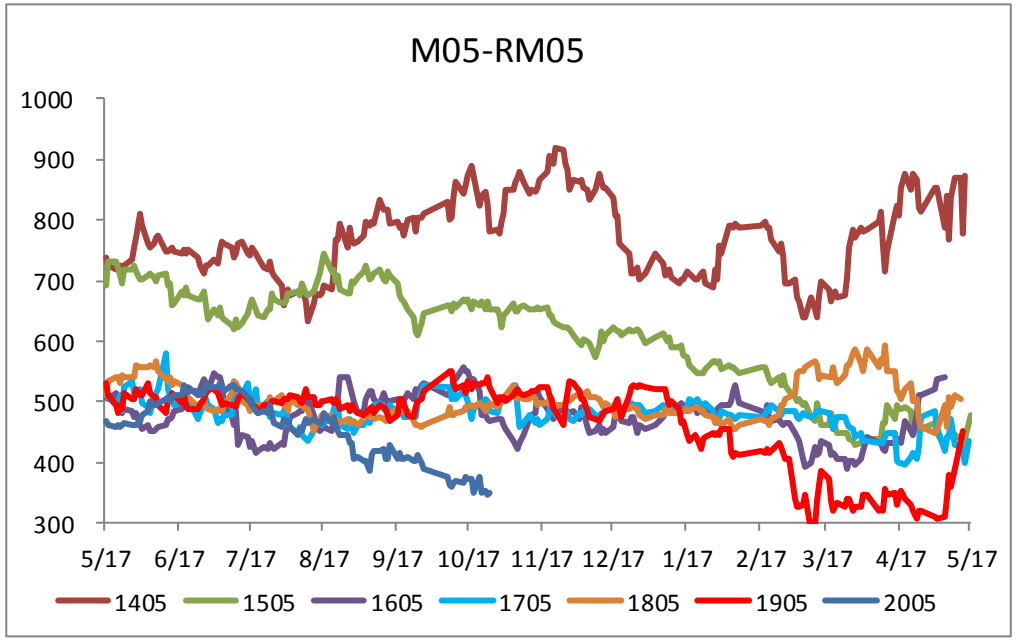
M05-RM05
1000
900
800
700
600
500
400
300
5/17 6/17 7/17 8/17 9/17 10/17 11/17 12/17 1/17 2/17 3/17 4/17 5/17
1405 1505 1605 1705 1805 1905 2005

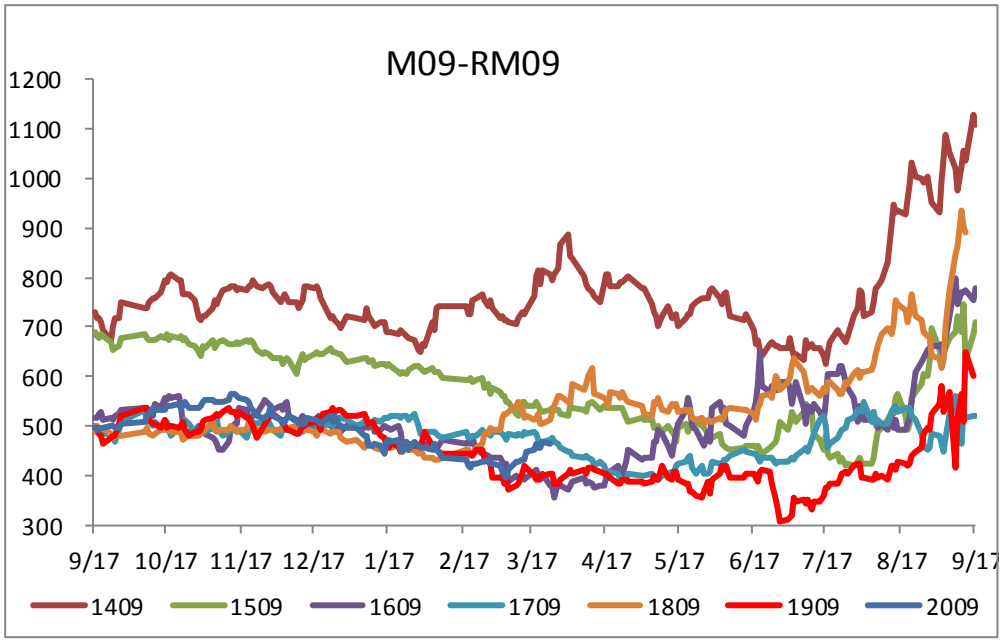
M09-RM09
1200
1100
1000
900
800
700
600
500
400
300
9/17 10/17 11/17 12/17 1/17 2/17 3/17 4/17 5/17 6/17 7/17 8/17 9/17
1409 1509 1609 1709 1809 1909 2009

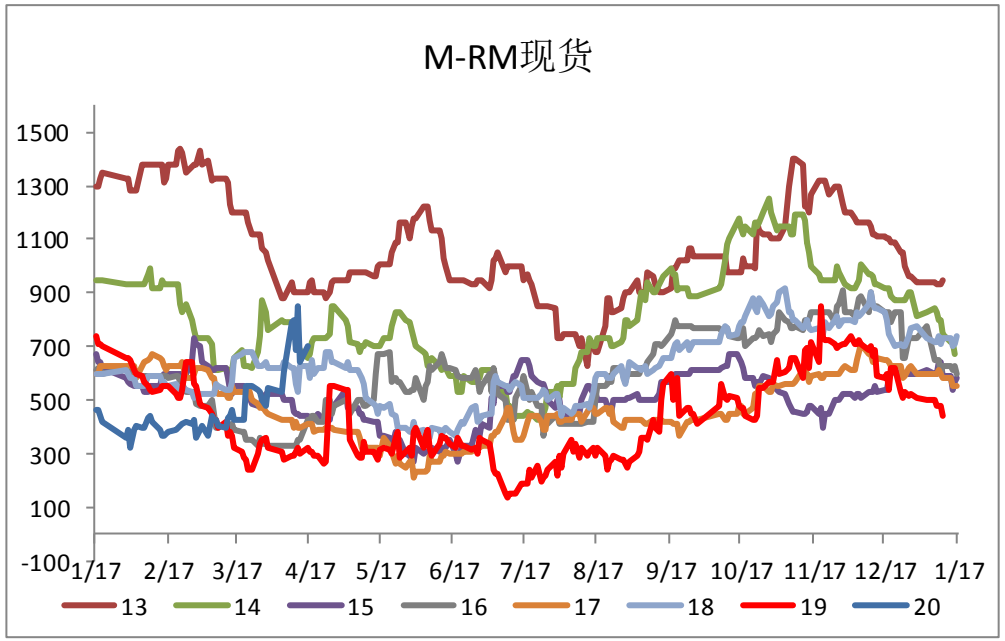
M-RM现货
1500
1300
1100
900
700
500
300
100
-100
1/17 2/17 3/17 4/17 5/17 6/17 7/17 8/17 9/17 10/17 11/17 12/17 1/17
13 14 15 16 17 18 19 20

公司简介

信达期货有限公司是专营国内期货业务的有限责任公司，系经中国证券监督管理委员会核发《经营期货业务许可证》，浙江省工商行政管理局核准登记注册（统一社会信用代码：913300001000226378），由信达证券股份有限公司全资控股，注册资本 5 亿元人民币，是国内规范化、信誉高的大型期货公司之一。公司全新改版后的新网站 www.cindaqh.com 将以更快捷、更丰富的信息竭诚为您提供最优的服务。

公司总部设在杭州，下设 20 家分支机构：下设 19 家分支机构：包括深圳、金华、台州、苏州、四川、福建、宁波 7 家分公司以及上海、北京、广州、大连、沈阳、哈尔滨、石家庄、乐清、富阳、绍兴、临安、萧山 12 家营业部，公司将以合理的地域布局和快捷的网络系统竭诚为各地期货投资者服务。

雄厚金融央企背景

信达证券的主要出资人及控股股东是中国信达资产管理股份有限公司。中国信达资产管理股份有限公司是经国务院批准，由财政部采取独家发起的方式，将原中国信达资产管理公司整体改制而成立，注册资本 362.57 亿元人民币。

信达证券的主要出资人及控股股东是中国信达资产管理股份有限公司。中国信达资产管理股份有限公司的前身是中国信达资产管理公司，成立于 1999 年 4 月 19 日，是经国务院批准，为化解金融风险，支持国企改革，由财政部独家出资 100 亿元注册成立的第一家金融资产管理公司。2010 年 6 月，在大型金融资产管理公司中，中国信达率先进行股份制改造，2012 年 4 月，首家引进战略投资者，注册资本 365.57 亿元人民币。2013 年 12 月 12 日，中国信达在香港联交所主板挂牌上市，成为首家登陆国际资本市场的中国金融资产管理公司。

全国分支机构

分公司	金华	浙江省金华市中山路 331 号海洋大厦 8 楼 801-810	0579-82300876
	台州	台州市路桥区银安街 679 号耀江广场商务楼 501-510 室	0576-82921160
	深圳	深圳市福田区福田街道福安社区民田路 171 号新华保险大厦 2305A	0755-83739066
	苏州	苏州工业园区星桂街 33 号凤凰国际大厦 2311 室	0512-62732060
	四川	成都市青羊区横小南街 8 号 1 栋 1 单元 15 层 21 号、22 号、23 号	028-85597078
	福建	厦门市思明区湖滨南路 357-359 号海晟国际大厦 11 层 1101 单元	0592-5150160
	宁波	宁波市江东区姚隘路 792 号东城国际 212-217 室	0574-28839988
营业部	北京	北京市朝阳区和平街东土城路 12 号院 3 号楼怡和阳光大厦 C 座 1606 室	010-64101771
	上海	上海市静安区北京西路 1399 号信达大厦 11 楼 E 座	021-58307723
	广州	广州市天河区体育西路 189 号 20A2	020-89814589
	沈阳	沈阳市皇姑区黑龙江街 25 号 4 层	024-31061955
	哈尔滨	黑龙江省哈尔滨南岗集中区长江路 157 号欧倍德中心 4 层 18 号	0451-87222486
	石家庄	河北省石家庄市平安南大街 30 号万隆大厦 5 层	0311-89691960
	大连	辽宁省大连市沙河口区会展路 129 号大连国际金融中心 A 座 2408 房间	0411-84807776
	乐清	温州市乐清市双雁路 432 号七楼	0577-27868777
	富阳	浙江省杭州市富阳区富春街道江滨西大道 57 号 1002 室	0571-23255888
	绍兴	绍兴市凤林西路 300 号环宇大厦 1402、1403	0575-88122652
	临安	浙江省临安市钱王大街 392 号钱王商务大厦 8 楼	0571-63708180
	萧山	浙江省杭州市萧山区北干街道金城路 358 号蓝爵国际中心 5 幢 3903-2 室	0571-82752636

重要声明

报告中的信息均来源于公开可获得的资料，信达期货有限公司力求准确可靠，但对这些信息的准确性及完整性不做任何保证，据此投资，责任自负。

本报告不构成个人投资建议，也没有考虑到个别客户特殊的投资目标、财政状况或需要。

客户应考虑本报告中的任何意见或建议是否符合其特定情况。未经信达期货有限公司授权许可，任何引用、转载以及向第三方传播本报告的行为均可能承担法律责任。

期市有风险，入市需谨慎。